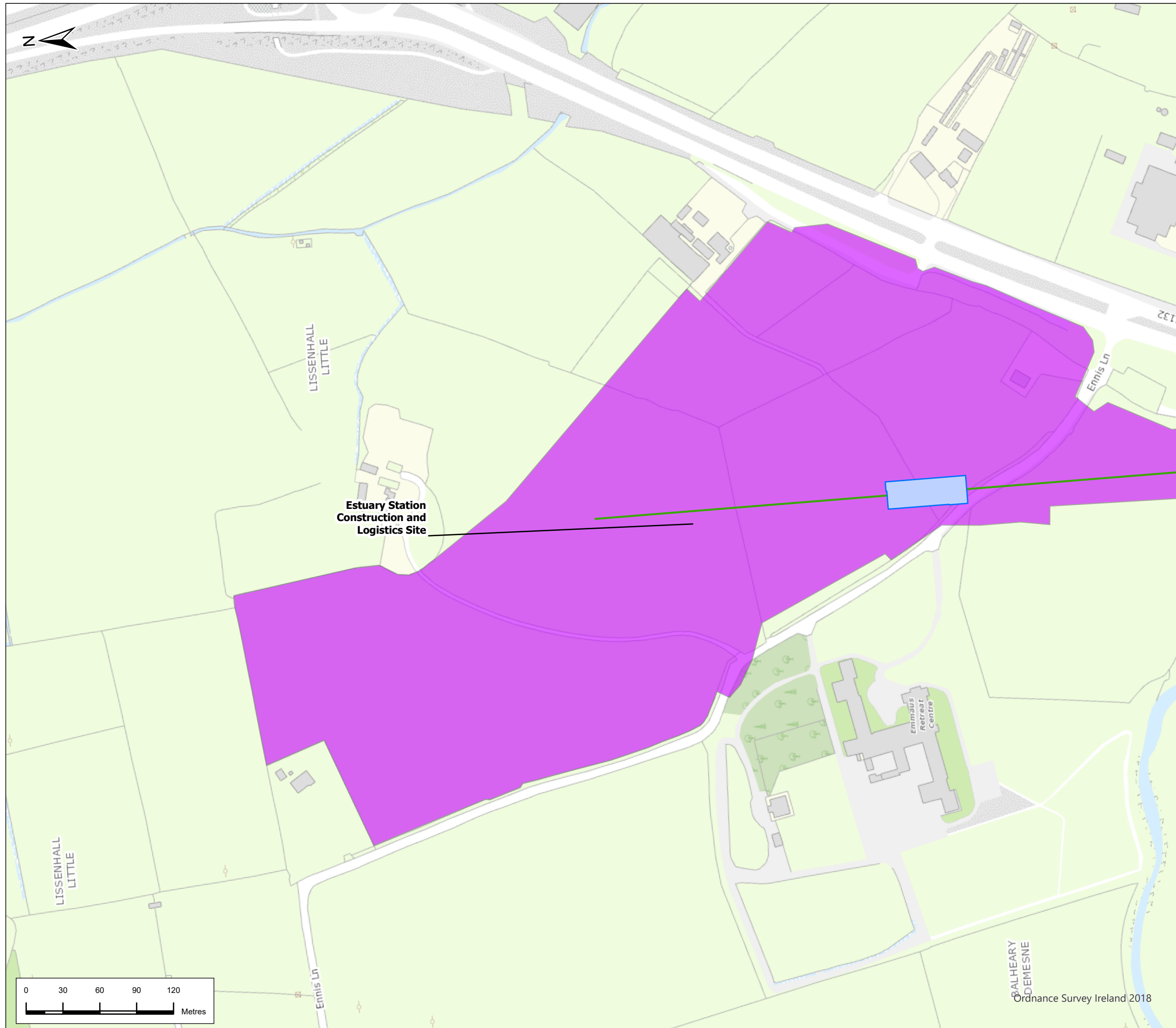




Legend

Alignment

- Surface
- Station Locations
- Main construction compound and logistics area



**Estuary Station
Construction and
Logistics Site**



P02	08/7/22	Final Issue	JL	RH	RH	NC
Rev.	Date	Purpose of revision	Drawn	Check'd	Rev'd	Appr'd

**JACOBS
IDOM**

Client

 Bonnagar Iompair Éireann
 Transport Infrastructure Ireland

Project
METROLINK

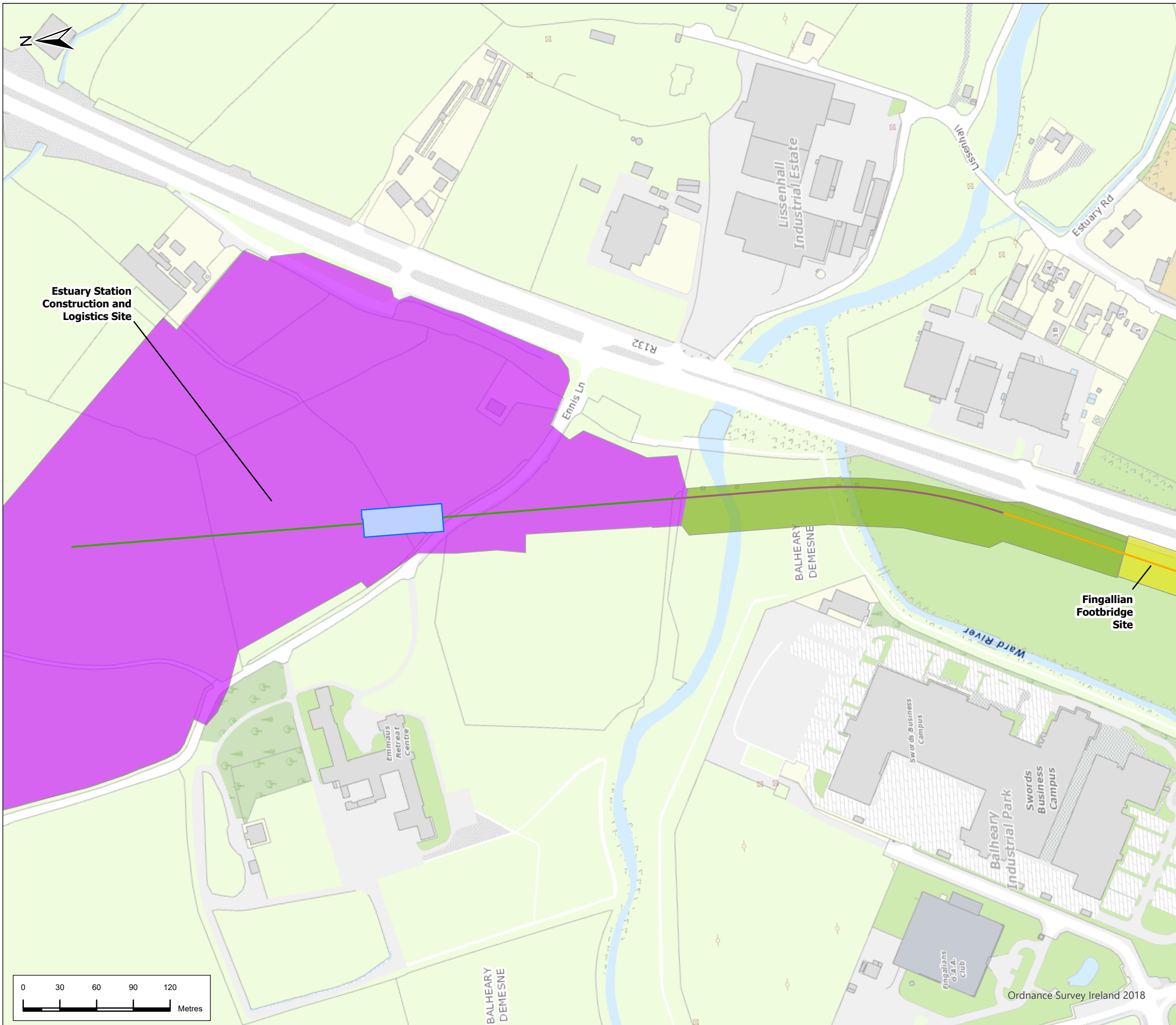
Drawing Title
**Figure 5.1 Construction Compounds
 Sheet 1 of 26**

Drawing Status
Final

Scale @ A3
 1:3,000 DO NOT SCALE

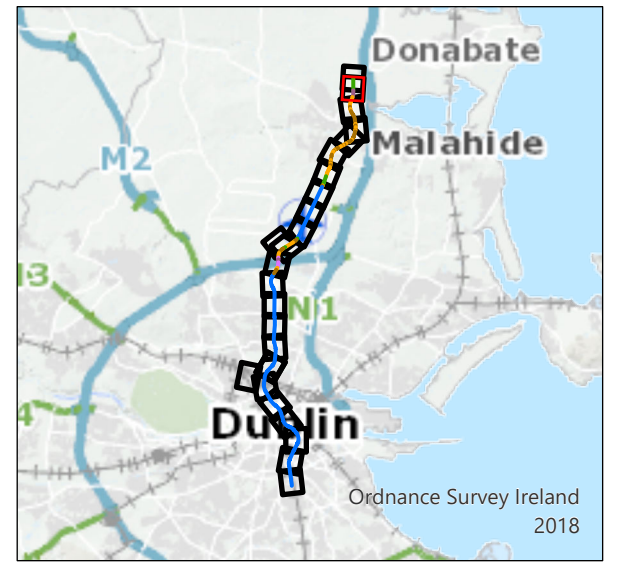
Jacobs No. 32108600
 Client No.
 Drawing No. ML1-JAI-EIA-ROUT_XX-DR-Y-05002 Rev P02

This drawing is not to be used in whole or in part other than for the intended purpose and project as defined on this drawing. Refer to the contract for full terms and conditions.



Legend

- Alignment**
- Retained Cut
 - Surface
 - Viaduct
 - Station Locations
 - Main construction compound and logistics area
 - Satellite construction compound
 - Linear working area



P02	08/7/22	Final Issue	JL	RH	RH	NC
Rev.	Date	Purpose of revision	Drawn	Check'd	Rev'd	App'r'd



Client

Project

Drawing Title

**Figure 5.1 Construction Compounds
Sheet 2 of 26**

Drawing Status

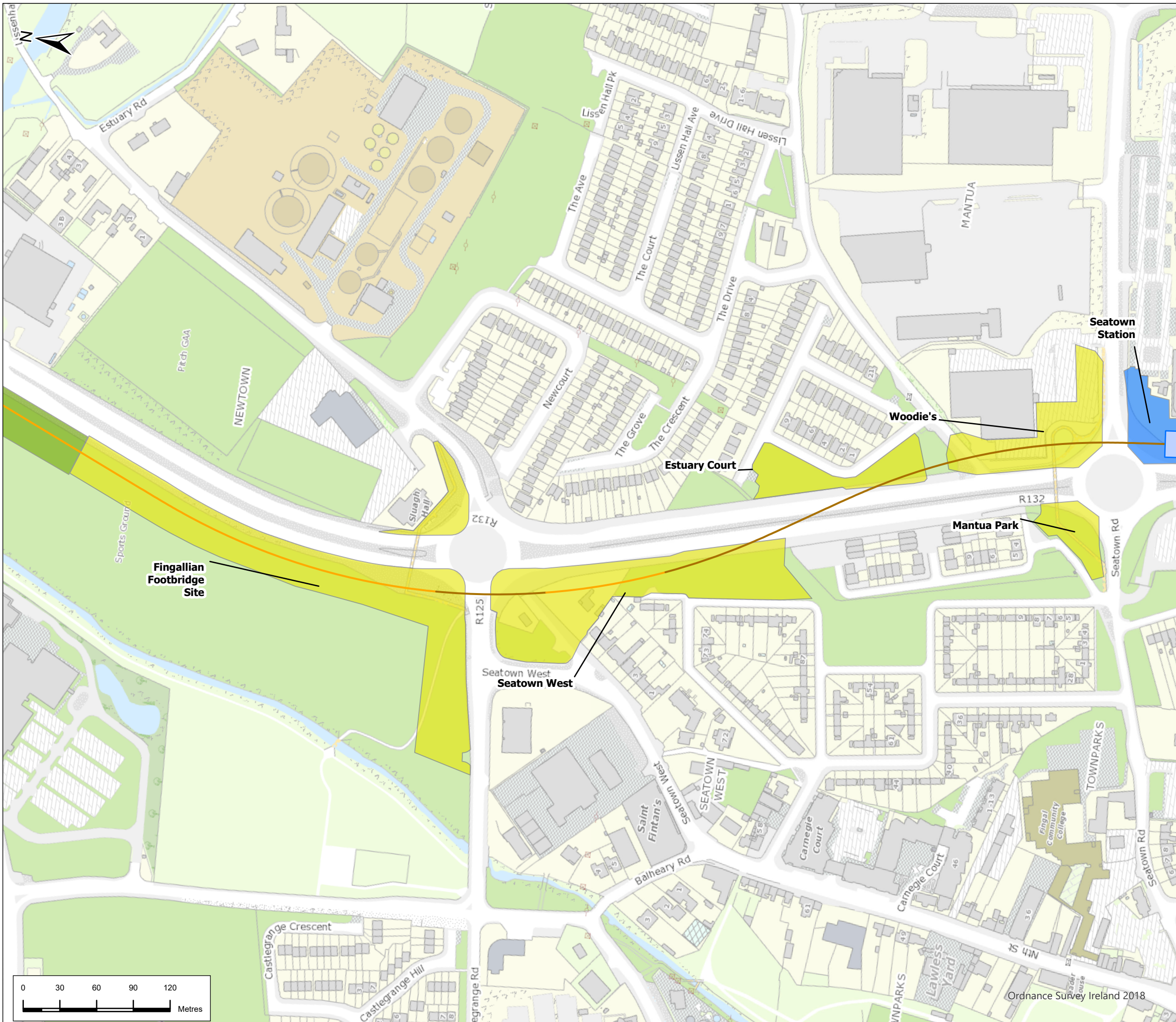
Final

Scale @ A3: 1:3,000 DO NOT SCALE

Jacobs No. 32108600

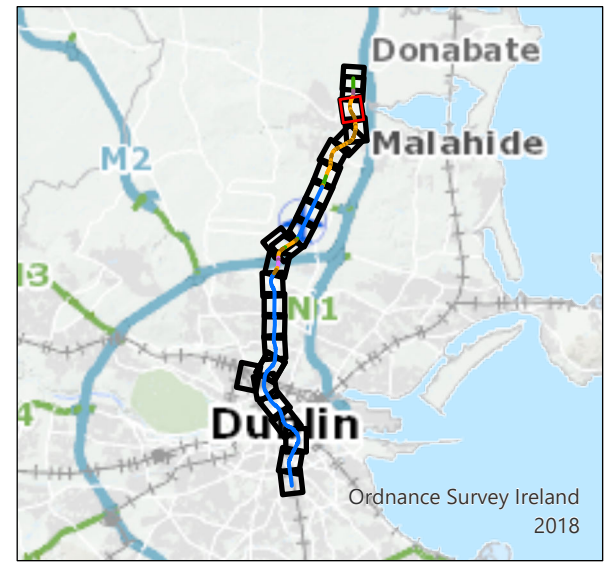
Drawing No. ML1-JAI-EIA-ROUT_XX-DR-Y-05003 Rev P02

This drawing is not to be used in whole or in part other than for the intended purpose and project as defined on this drawing. Refer to the contract for full terms and conditions.



Legend

- Alignment**
- Cut & Cover
 - Retained Cut
- Station Locations**
- Station Locations
- Main construction compound**
- Main construction compound
- Satellite construction compound**
- Satellite construction compound
- Linear working area**
- Linear working area



P02	08/7/22	Final Issue	JL	RH	RH	NC
Rev.	Date	Purpose of revision	Drawn	Check'd	Rev'd	Appr'd

JACOBS
IDOM

Client
TII
Bonnagar Iompair Éireann
Transport Infrastructure Ireland

Project
METROLINK

Drawing Title
**Figure 5.1 Construction Compounds
Sheet 3 of 26**

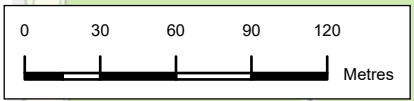
Drawing Status
Final

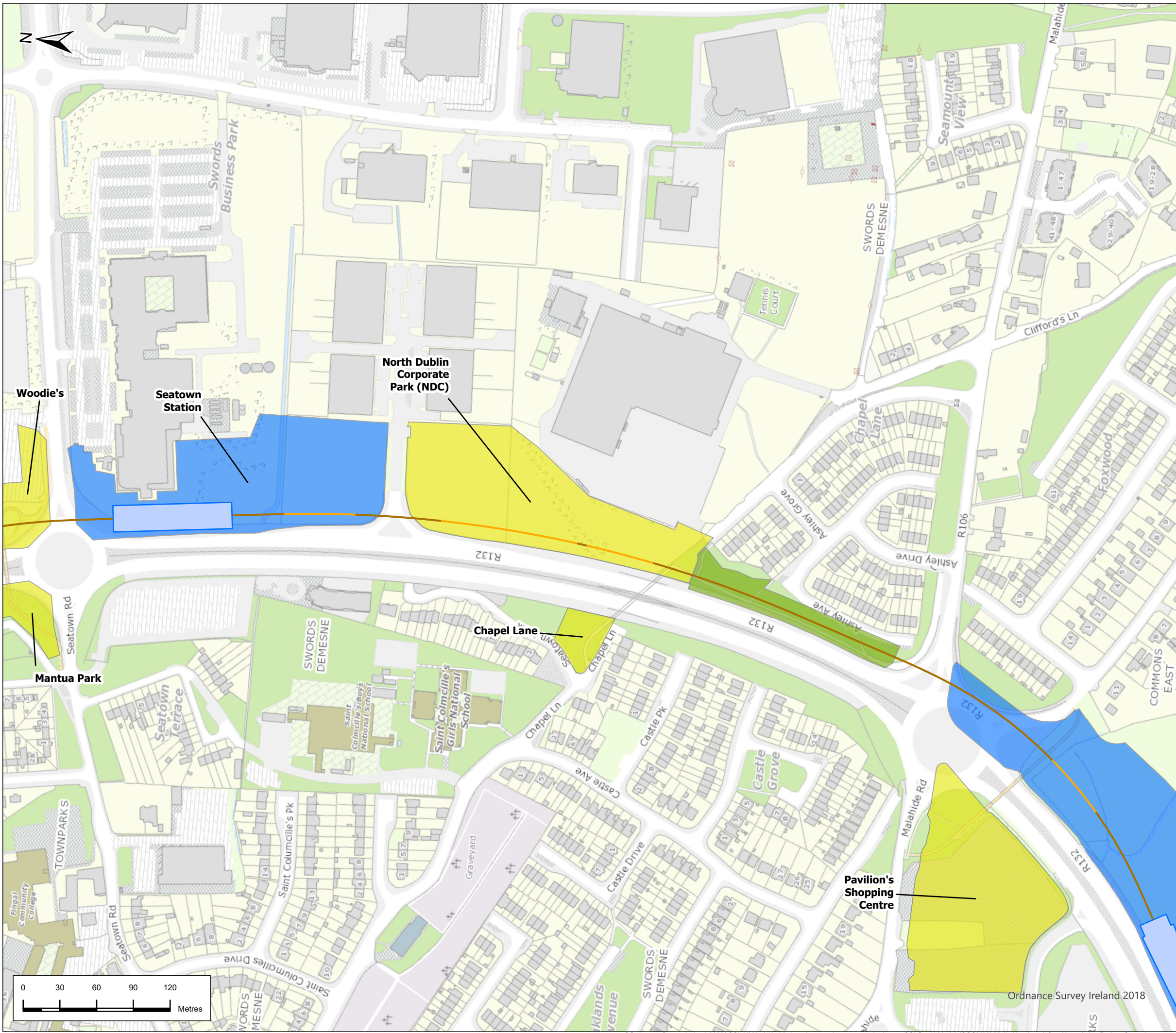
Scale @ A3
1:3,000 DO NOT SCALE

Jacobs No. 32108600

Drawing No. ML1-JAI-EIA-ROUT_XX-DR-Y-05004 Rev P02







This drawing is not to be used in whole or in part other than for the intended purpose and project as defined on this drawing. Refer to the contract for full terms and conditions.

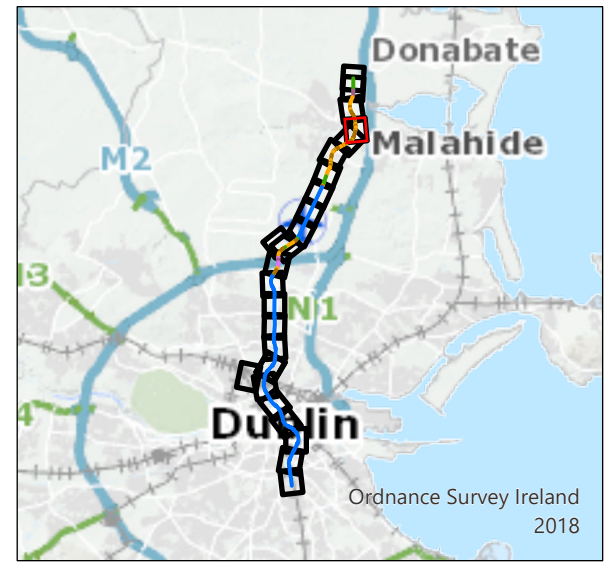




Legend

Alignment

-  Cut & Cover
-  Retained Cut
-  Station Locations
-  Main construction compound
-  Satellite construction compound
-  Linear working area



P02	08/7/22	Final Issue	JL	RH	RH	NC
Rev.	Date	Purpose of revision	Drawn	Check'd	Rev'd	App'r'd

JACOBS
IDOM

TII
Bonnegar Iompair Éireann
Transport Infrastructure Ireland

METROLINK

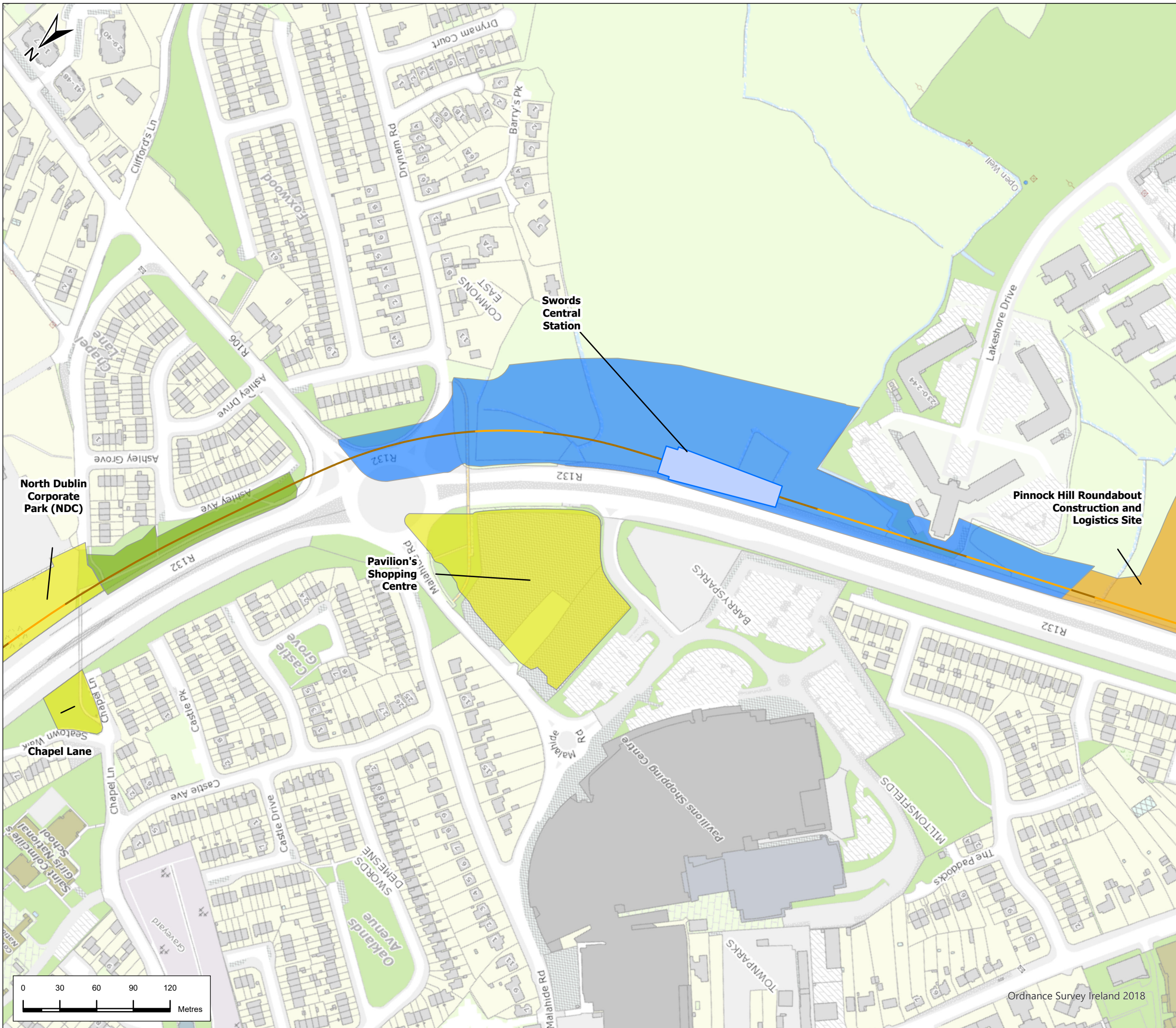
Drawing Title
Figure 5.1 Construction Compounds
Sheet 4 of 26

Drawing Status: **Final**
Scale @ A3: **1:3,000** DO NOT SCALE

Jacobs No. 32108600
Client No.

Drawing No. **ML1-JAI-EIA-ROUT_XX-DR-Y-05005** Rev **P02**

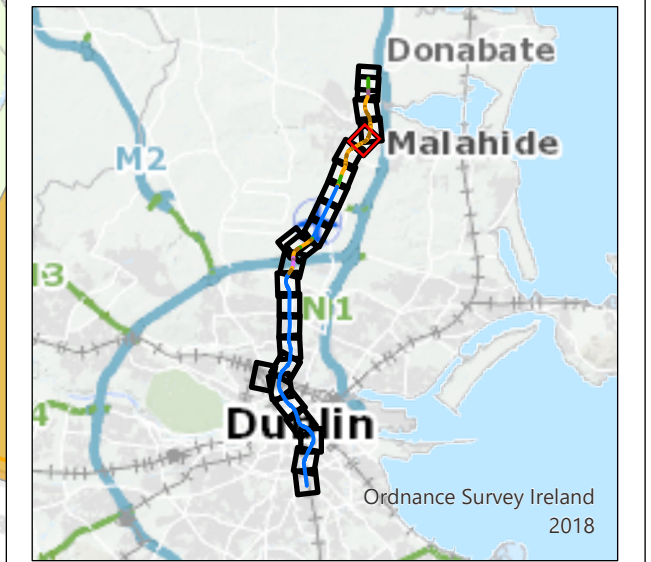
This drawing is not to be used in whole or in part other than for the intended purpose and project as defined on this drawing. Refer to the contract for full terms and conditions.



Legend

Alignment

- Cut & Cover
- Retained Cut
- Station Locations
- Main construction compound
- Satellite construction compound
- Satellite construction compound and logistics area
- Linear working area



P02	08/7/22	Final Issue	JL	RH	RH	NC
Rev.	Date	Purpose of revision	Drawn	Check'd	Rev'd	App'd

JACOBS
IDOM

Client
TII
Bonneagar Iompair Éireann
Transport Infrastructure Ireland

Project
METROLINK

Drawing Title
**Figure 5.1 Construction Compounds
Sheet 5 of 26**

Drawing Status
Final

Scale @ A3
1:3,000 DO NOT SCALE

Jacobs No. 32108600
Client No.

Drawing No. **ML1-JAI-EIA-ROUT_XX-DR-Y-05006** Rev **P02**

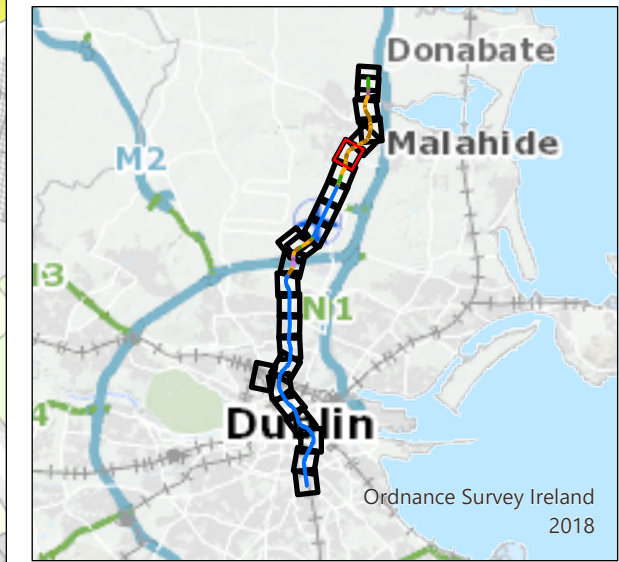
This drawing is not to be used in whole in or part other than for the intended purpose and project as defined on this drawing. Refer to the contract for full terms and conditions.



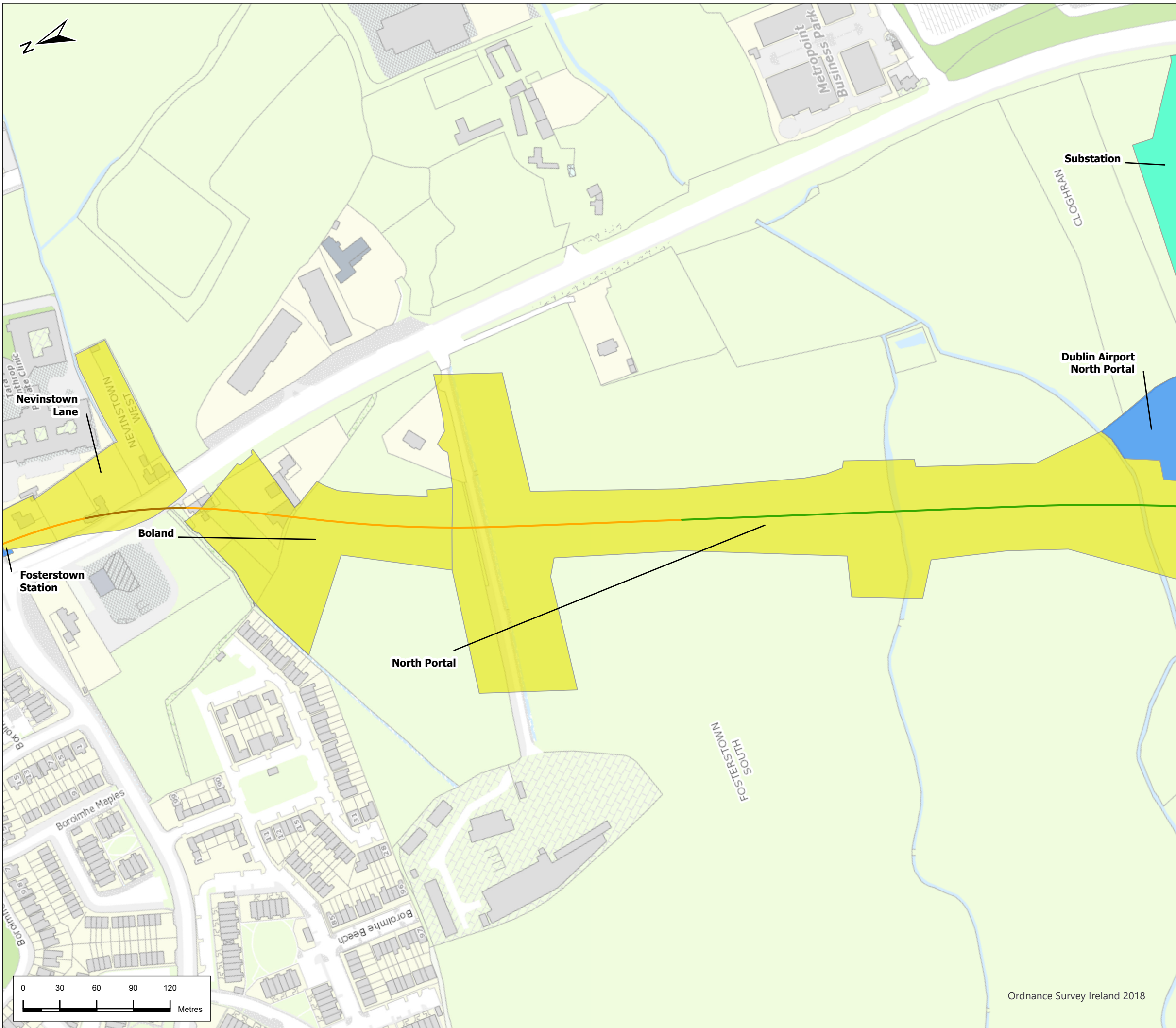
Legend

Alignment

- Cut & Cover
- Retained Cut
- Station Locations
- Main construction compound
- Satellite construction compound
- Satellite construction compound and logistics area
- Linear working area



P02	08/7/22	Final Issue	JL	RH	RH	NC
Rev.	Date	Purpose of revision	Drawn	Check'd	Rev'd	App'd
		JACOBS IDOM				
Client		TII Bonnéagar Iompair Éireann Transport Infrastructure Ireland				
Project		METROLINK				
Drawing Title		Figure 5.1 Construction Compounds Sheet 6 of 26				
Drawing Status		Final				
Scale @ A3	1:3,000	DO NOT SCALE				
Jacobs No.	32108600					
Client No.						
Drawing No.	ML1-JAI-EIA-ROUT_XX-DR-Y-05007					
						Rev P02



- ### Legend
- #### Alignment
- Cut & Cover
 - Retained Cut
 - Surface
- Main construction compound
 - Satellite construction compound
 - Electrical Substation



P02	08/7/22	Final Issue	JL	RH	RH	NC
Rev.	Date	Purpose of revision	Drawn	Check'd	Rev'd	App'r'd

JACOBS
IDOM

Client
TII
Bonneagar Iompair Éireann
Transport Infrastructure Ireland

Project
METROLINK

Drawing Title
**Figure 5.1 Construction Compounds
Sheet 7 of 26**

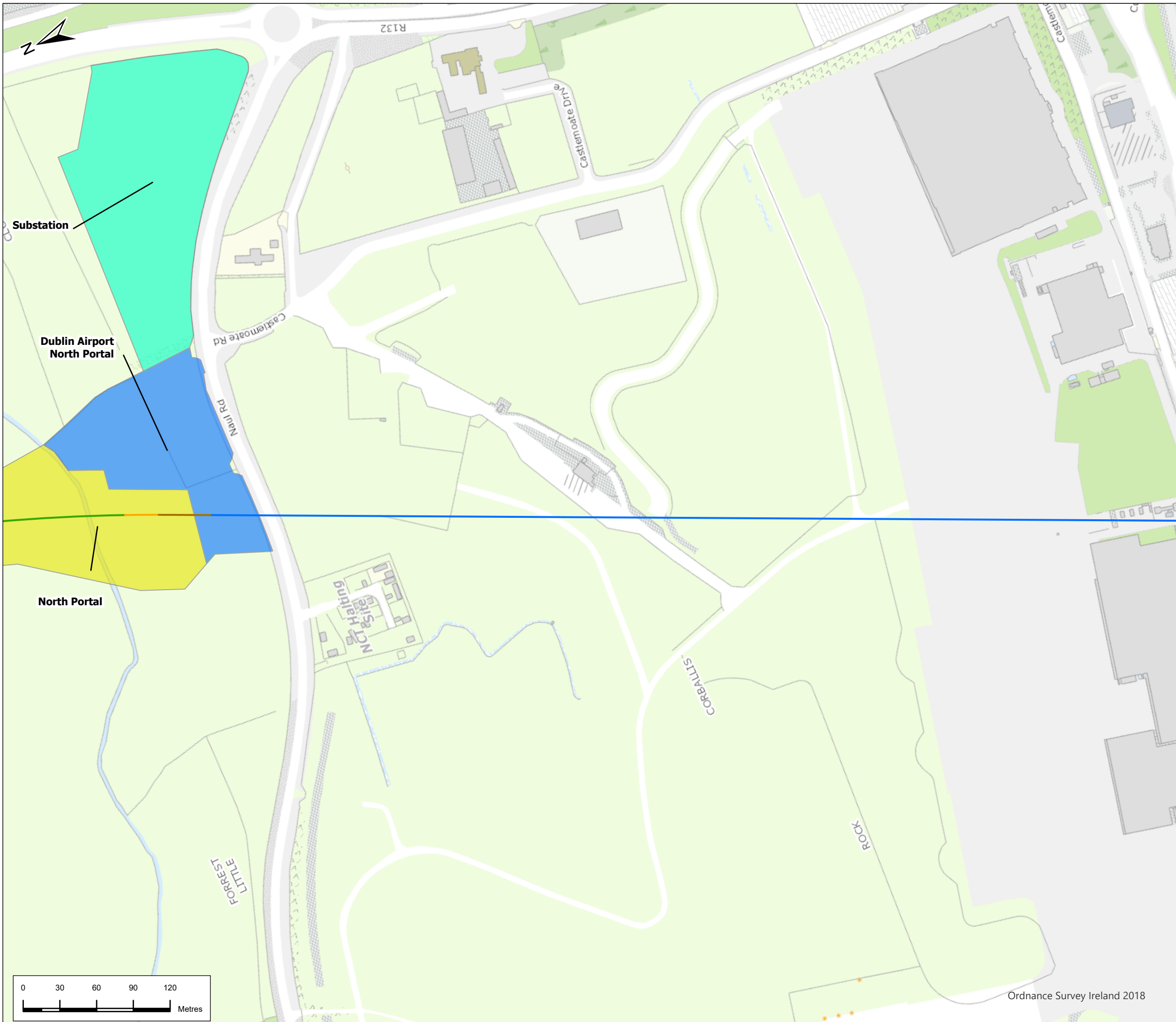
Drawing Status: **Final**

Scale @ A3: 1:3,000 DO NOT SCALE

Jacobs No. 32108600
Client No.

Drawing No. **ML1-JAI-EIA-ROUT_XX-DR-Y-05008** Rev **P02**

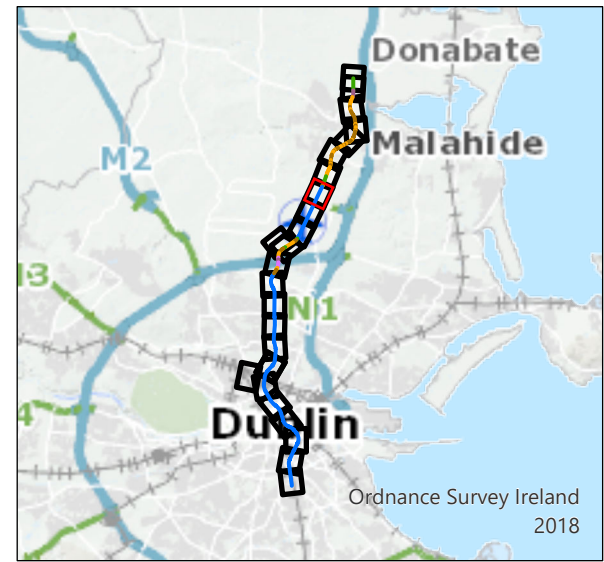
This drawing is not to be used in whole or in part other than for the intended purpose and project as defined on this drawing. Refer to the contract for full terms and conditions.
Path: \\uonpe-jacobs.com\Dublin\DATA\GIS\Sustainable Solutions\Metro North\11 - Mapping\Working\EAIR_Drawings\015 - Fig 5.1 Construction Compounds.aprx



Legend

Alignment

- Cut & Cover
- Retained Cut
- Surface
- Tunnel
- Main construction compound
- Satellite construction compound
- Electrical Substation



P02	08/7/22	Final Issue	JL	RH	RH	NC
Rev.	Date	Purpose of revision	Drawn	Check'd	Rev'd	App'd

JACOBS
IDOM

Client
TII
Bonneagar Iompair Éireann
Transport Infrastructure Ireland

Project
METROLINK

Drawing Title
**Figure 5.1 Construction Compounds
Sheet 8 of 26**

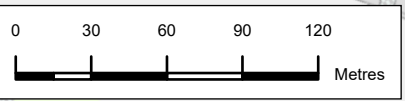
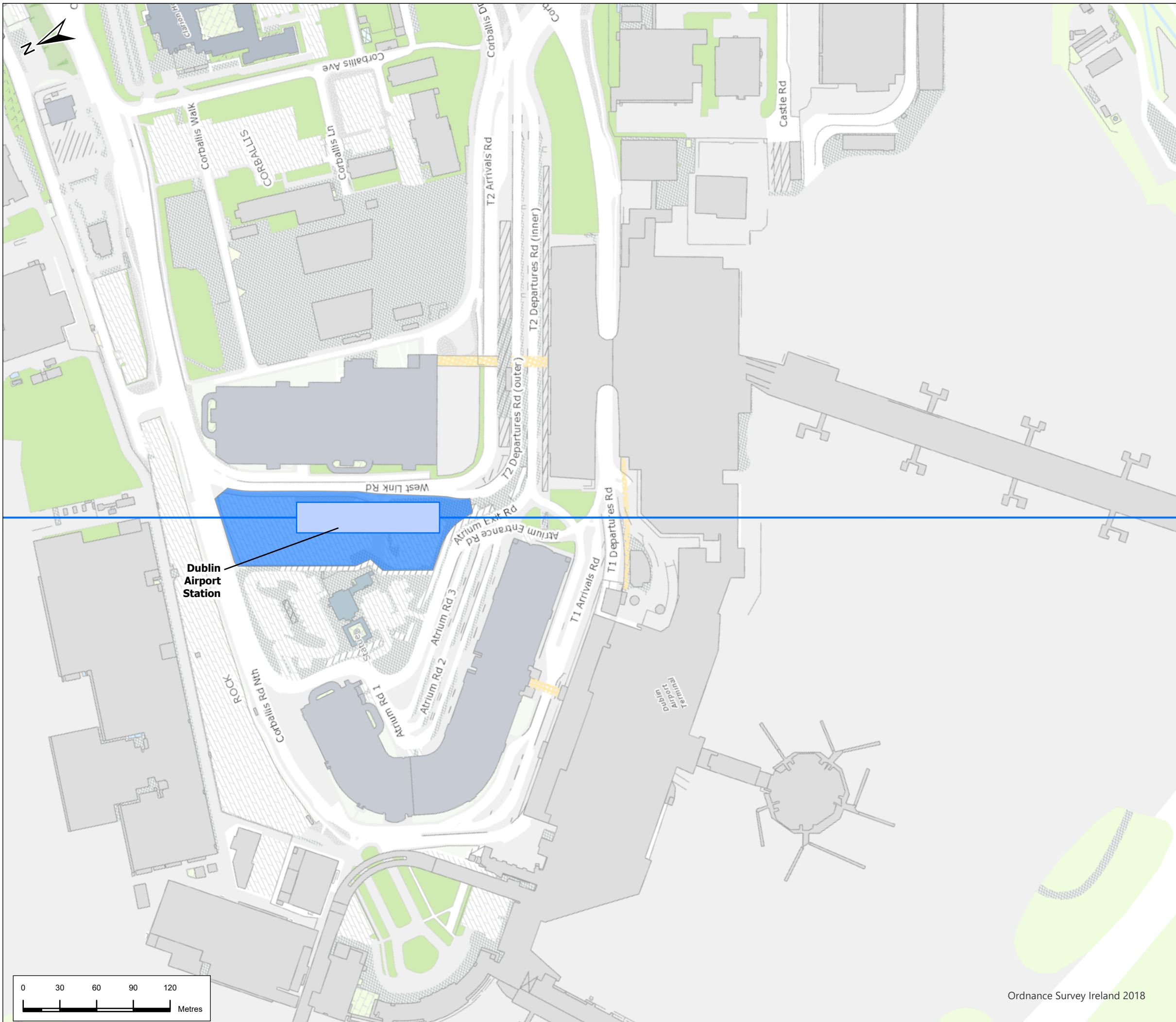
Drawing Status
Final

Scale @ A3
1:3,000 **DO NOT SCALE**

Jacobs No. 32108600
Client No.

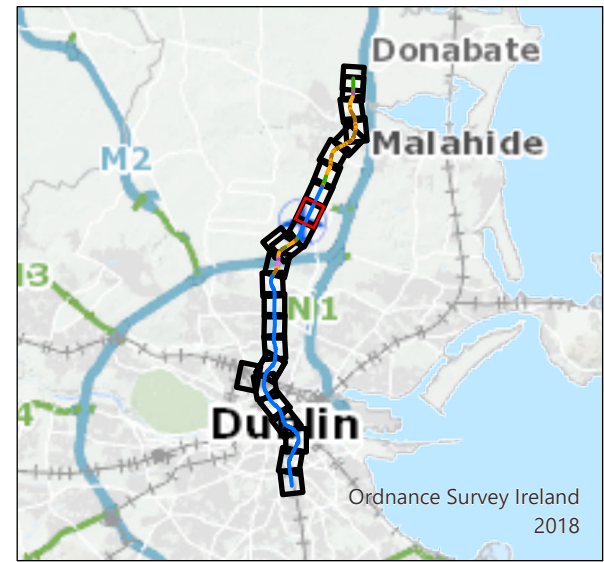
Drawing No. **ML1-JAI-EIA-ROUT_XX-DR-Y-05009** Rev **P02**

This drawing is not to be used in whole or in part other than for the intended purpose and project as defined on this drawing. Refer to the contract for full terms and conditions.



Legend

- Alignment**
- Tunnel
 - Station Locations
 - Main construction compound



P02	08/7/22	Final Issue	JL	RH	RH	NC
Rev.	Date	Purpose of revision	Drawn	Check'd	Rev'd	App'd

JACOBS
IDOM

Client
TII
Bonneagair Iompair Éireann
Transport Infrastructure Ireland

Project
METROLINK

Drawing Title
**Figure 5.1 Construction Compounds
Sheet 9 of 26**

Drawing Status
Final

Scale @ A3
1:3,000 DO NOT SCALE

Jacobs No. 32108600
Client No.

Drawing No. **ML1-JAI-EIA-ROUT_XX-DR-Y-05010** Rev **P02**

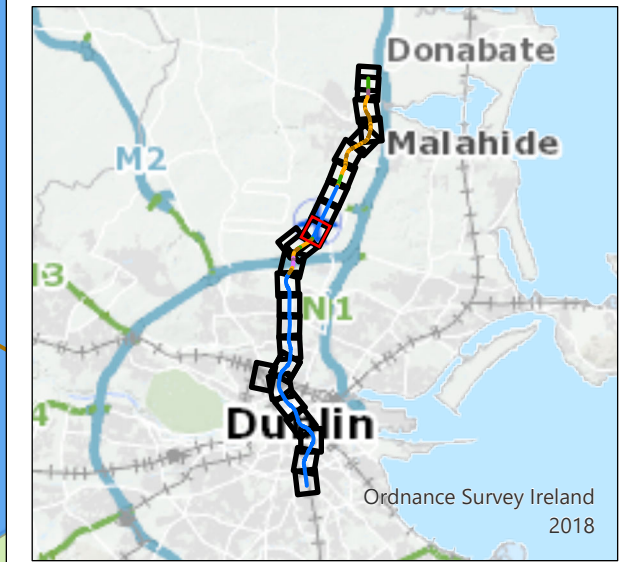
This drawing is not to be used in whole or in part other than for the intended purpose and project as defined on this drawing. Refer to the contract for full terms and conditions.



Legend

Alignment

- Cut & Cover
- Surface
- Tunnel
- Main construction compound



P02	08/7/22	Final Issue	JL	RH	RH	NC
Rev.	Date	Purpose of revision	Drawn	Check'd	Rev'd	Appr'd

JACOBS
IDOM

Client

Project

METROLINK

Drawing Title

Figure 5.1 Construction Compounds
Sheet 10 of 26

Drawing Status

Final

Scale @ A3

1:3,000

DO NOT SCALE

Jacobs No.

32108600

Client No.

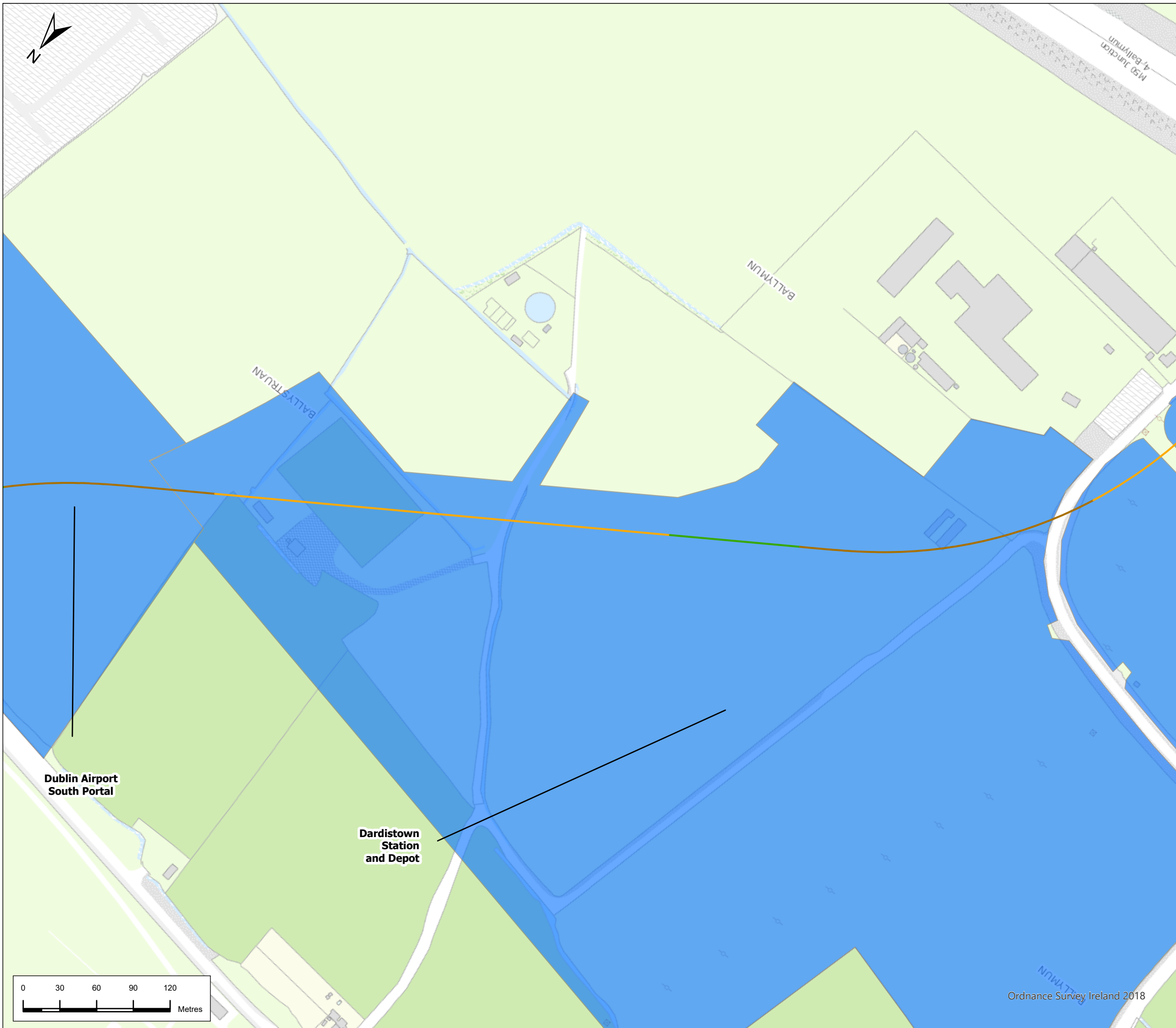
Drawing No.

ML1-JAI-EIA-ROUT_XX-DR-Y-05011

Rev

P02

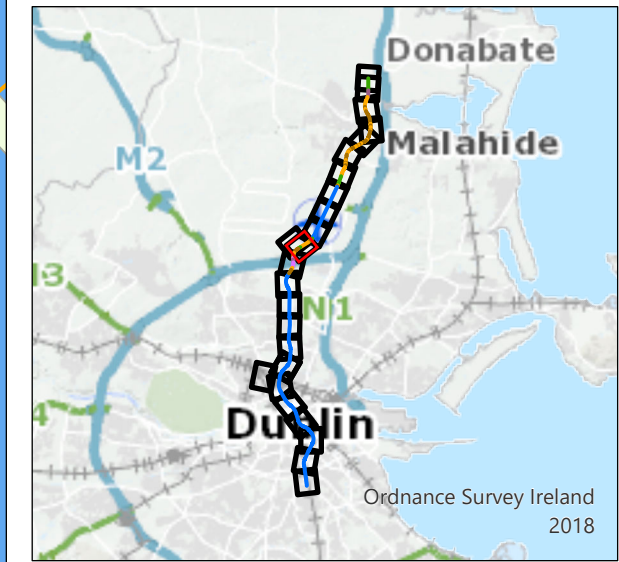
Ordnance Survey Ireland 2018



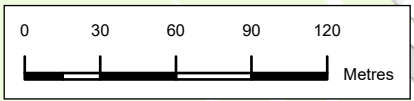
Legend

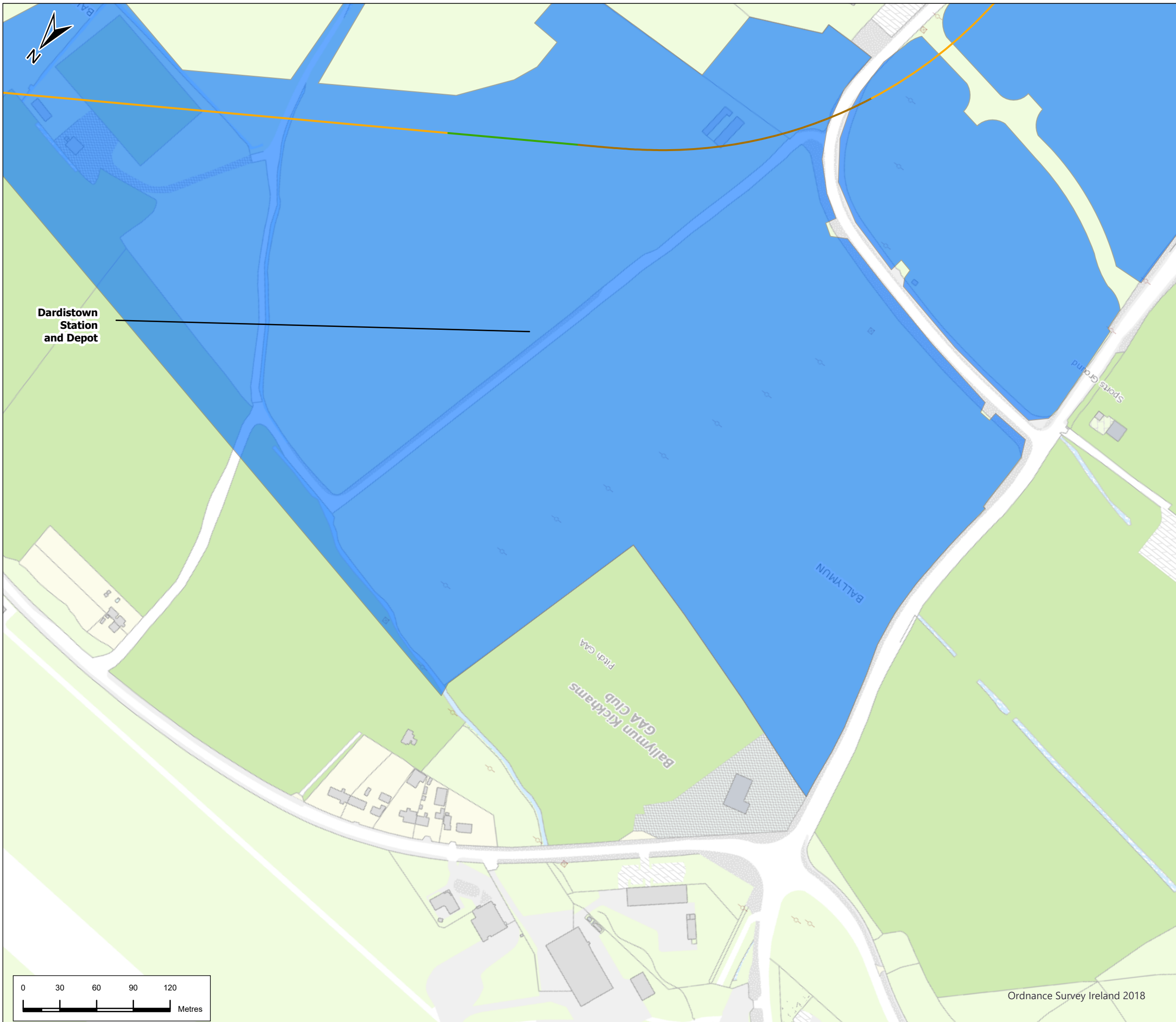
Alignment

- Cut & Cover
- Retained Cut
- Surface
- Main construction compound

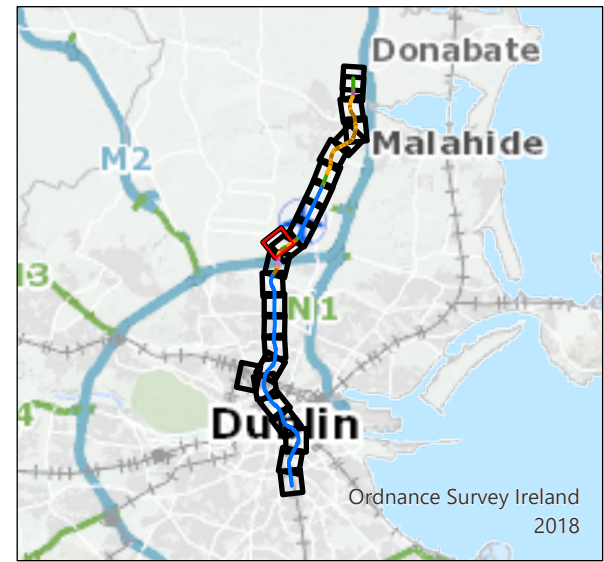


P02	08/7/22	Final Issue	JL	RH	RH	NC
Rev.	Date	Purpose of revision	Drawn	Check'd	Rev'd	Appr'd
JACOBS IDOM						
Client			TII <small>Bonneagar Iompair Éireann Transport Infrastructure Ireland</small>			
Project			METROLINK			
Drawing Title			Figure 5.1 Construction Compounds Sheet 11 of 26			
Drawing Status			Final			
Scale @ A3	1:3,000		DO NOT SCALE			
Jacobs No.	32108600					
Client No.						
Drawing No.	ML1-JAI-EIA-ROUT_XX-DR-Y-05012				Rev P02	
This drawing is not to be used in whole or in part other than for the intended purpose and project as defined on this drawing. Refer to the contract for full terms and conditions.						





- ### Legend
- Alignment**
- Cut & Cover
 - Retained Cut
 - Surface
 - Main construction compound



P02	08/7/22	Final Issue	JL	RH	RH	NC
Rev.	Date	Purpose of revision	Drawn	Check'd	Rev'd	Appr'd

JACOBS
IDOM

Client

TII
Bonneagar Iompair Éireann
Transport Infrastructure Ireland

Project

METROLINK

Drawing Title

Figure 5.1 Construction Compounds
Sheet 12 of 26

Drawing Status

Final

Scale @ A3

1:3,000

DO NOT SCALE

Jacobs No.

32108600

Client No.

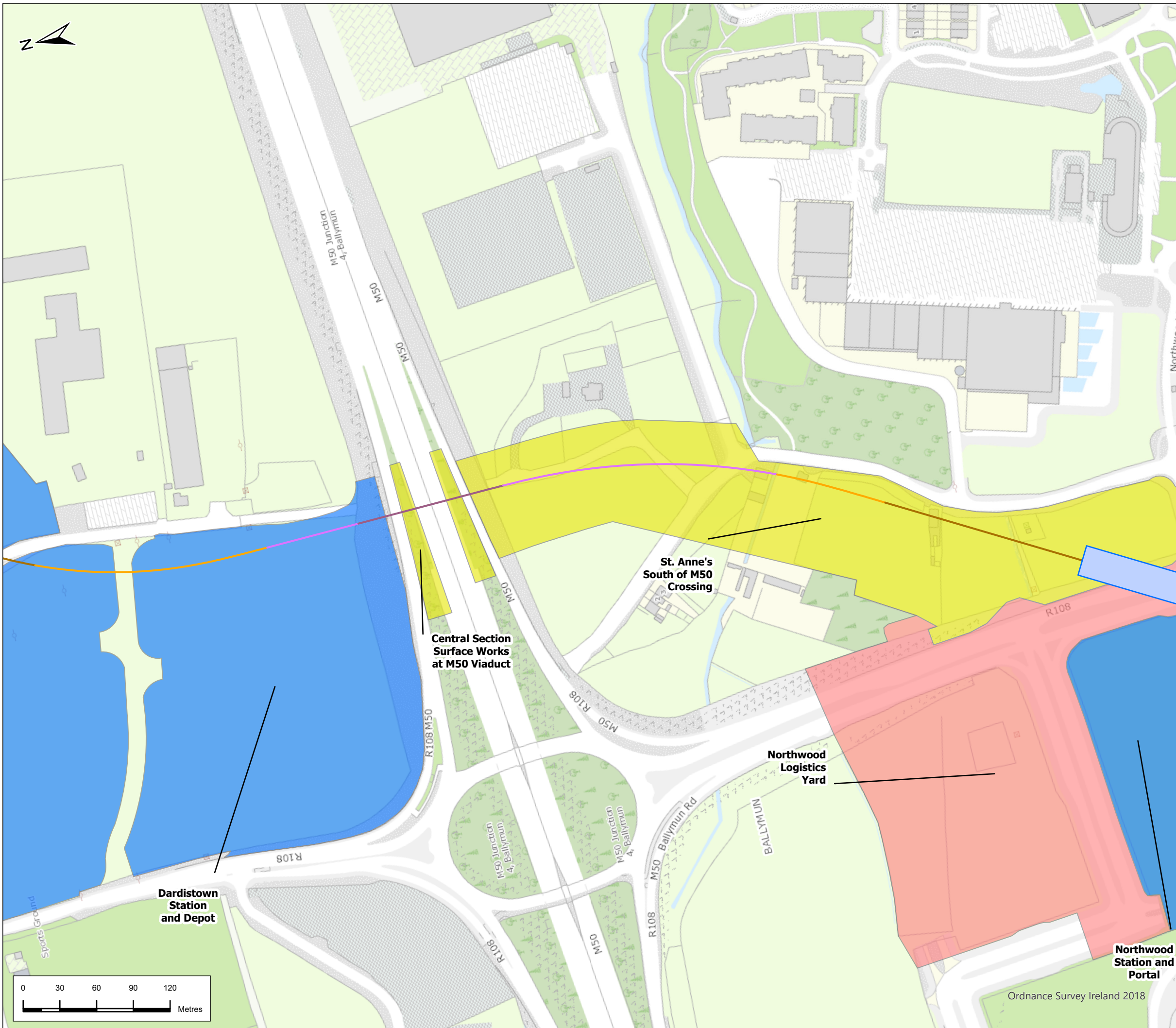
Drawing No.

ML1-JAI-EIA-ROUT_XX-DR-Y-05013

Rev










P02

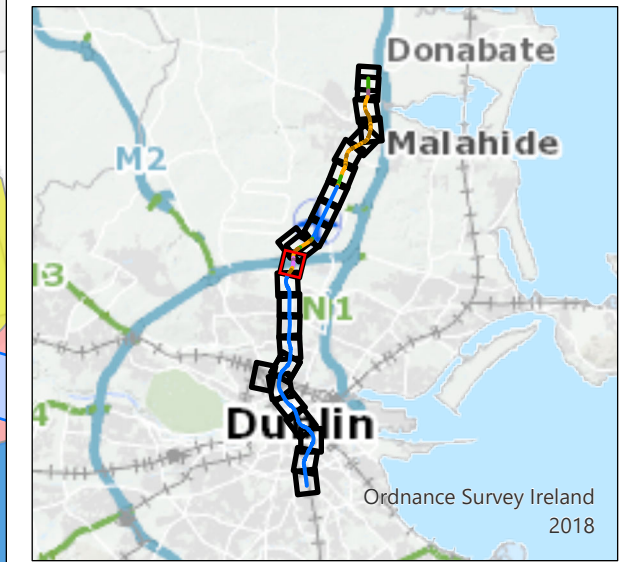
This drawing is not to be used in whole or in part other than for the intended purpose and project as defined on this drawing. Refer to the contract for full terms and conditions.



Legend

Alignment

-  Cut & Cover
-  Incline
-  Retained Cut
-  Tunnel
-  Viaduct
-  Station Locations
-  Main construction compound
-  Satellite construction compound
-  Logistics area



P02	08/7/22	Final Issue	JL	RH	RH	NC
Rev.	Date	Purpose of revision	Drawn	Check'd	Rev'd	App'd

JACOBS
IDOM

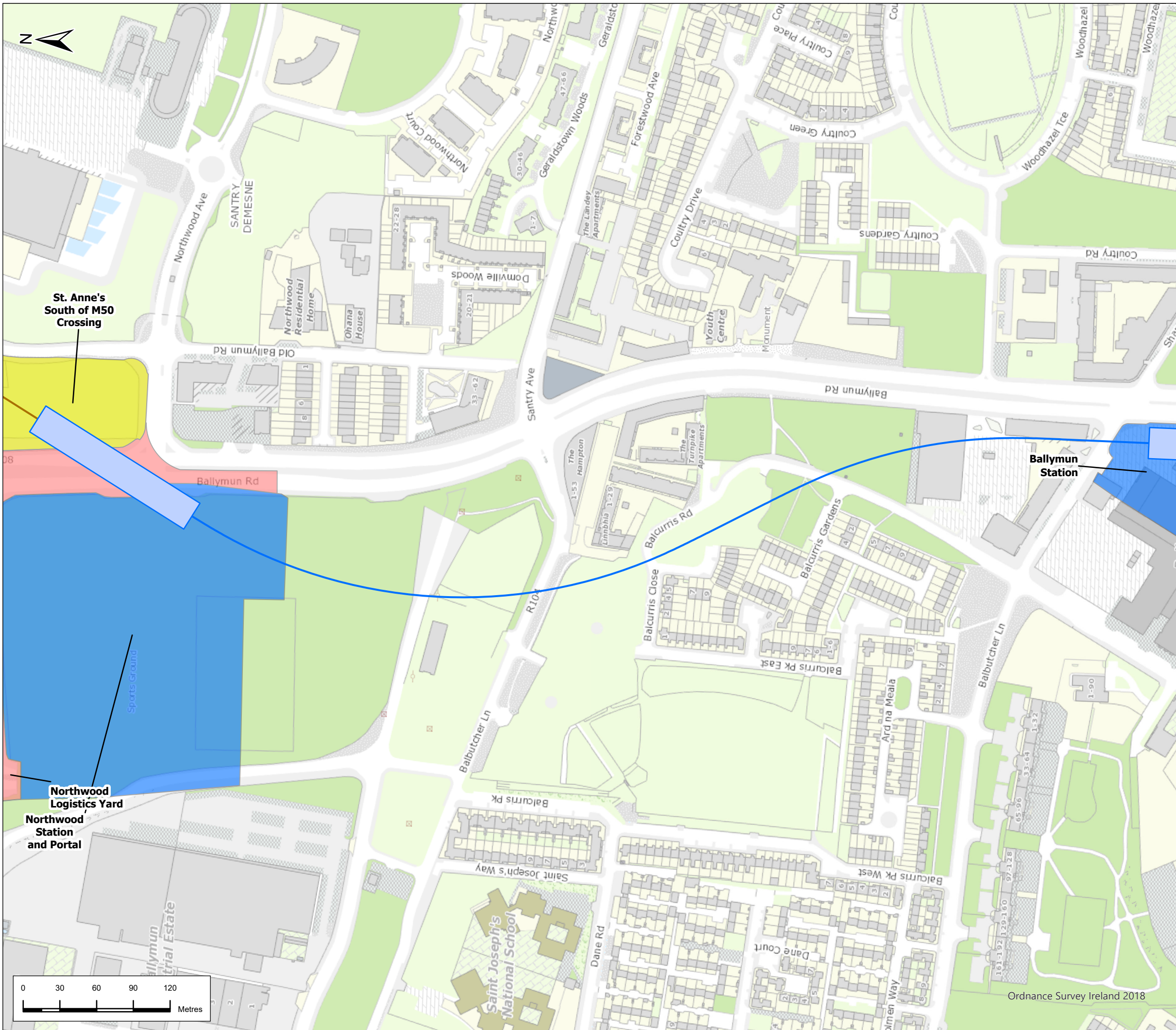
Client
TII
Bonnéagar Iompair Éireann
Transport Infrastructure Ireland

Project
METROLINK

Drawing Title
**Figure 5.1 Construction Compounds
Sheet 13 of 26**







Drawing Status	Final	
Scale @ A3	1:3,000	DO NOT SCALE
Jacobs No.	32108600	
Client No.		
Drawing No.	ML1-JAI-EIA-ROUT_XX-DR-Y-05014	Rev P02

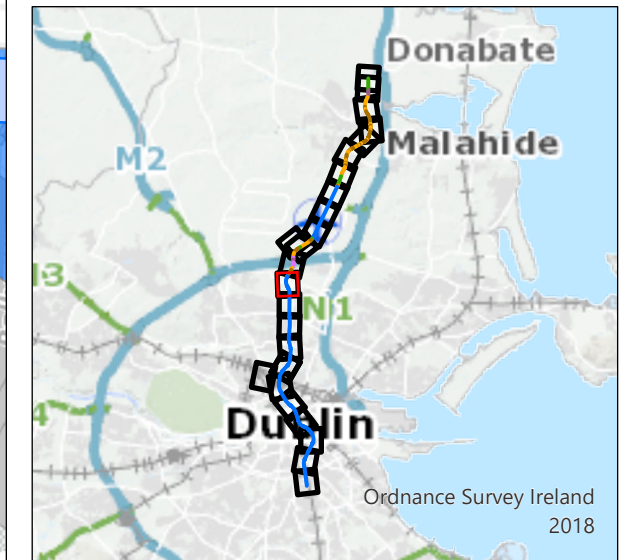
This drawing is not to be used in whole or in part other than for the intended purpose and project as defined on this drawing. Refer to the contract for full terms and conditions.



Legend

Alignment

-  Cut & Cover
-  Tunnel
-  Station Locations
-  Main construction compound
-  Satellite construction compound
-  Logistics area



P02	08/7/22	Final Issue	JL	RH	RH	NC
Rev.	Date	Purpose of revision	Drawn	Check'd	Rev'd	Appr'd

JACOBS
IDOM

Client
TII
Bonnegar Iompair Éireann
Transport Infrastructure Ireland

Project
METROLINK

Drawing Title
Figure 5.1 Construction Compounds
Sheet 14 of 26

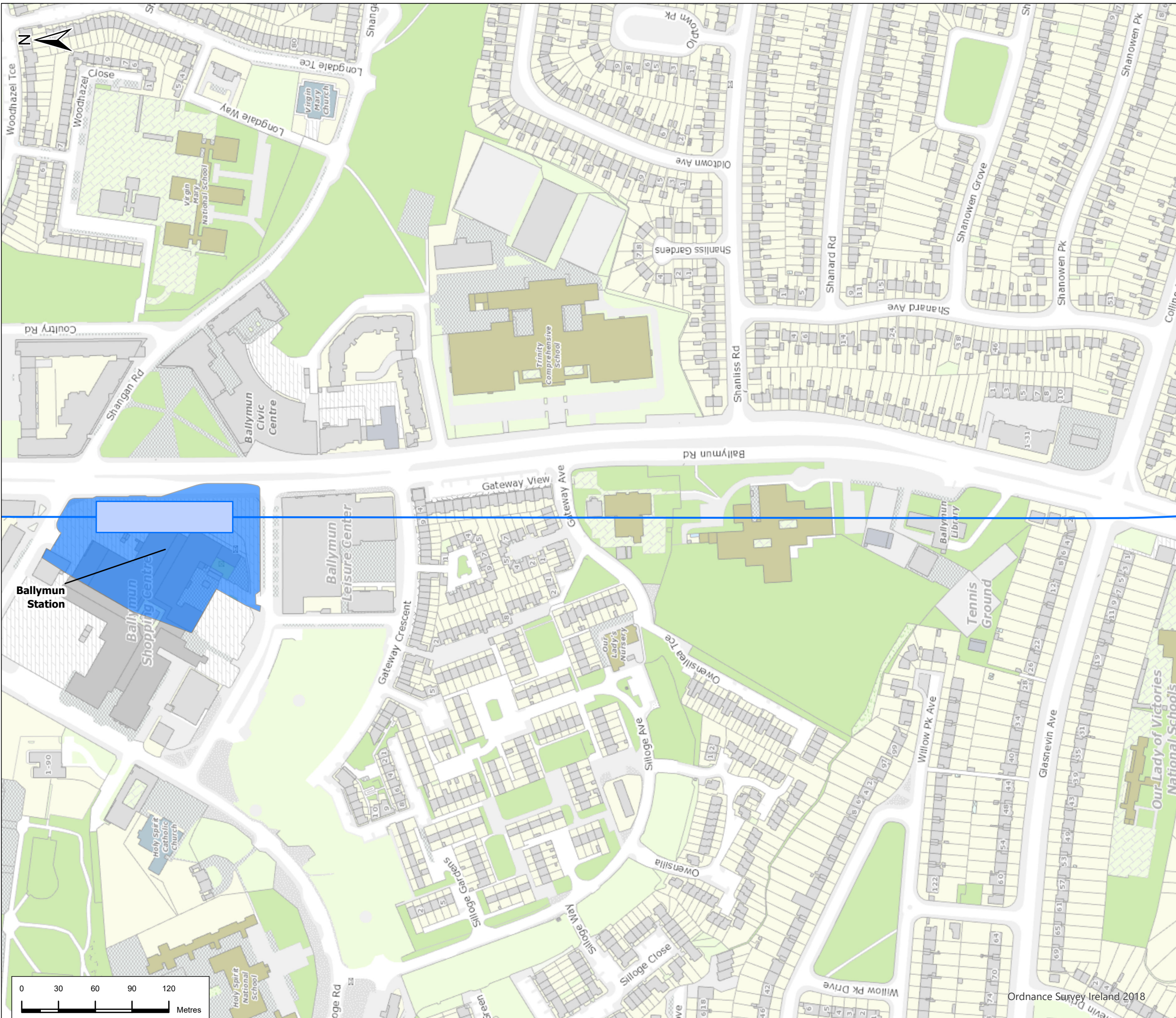
Drawing Status
Final

Scale @ A3
1:3,000 DO NOT SCALE




Jacobs No. 32108600

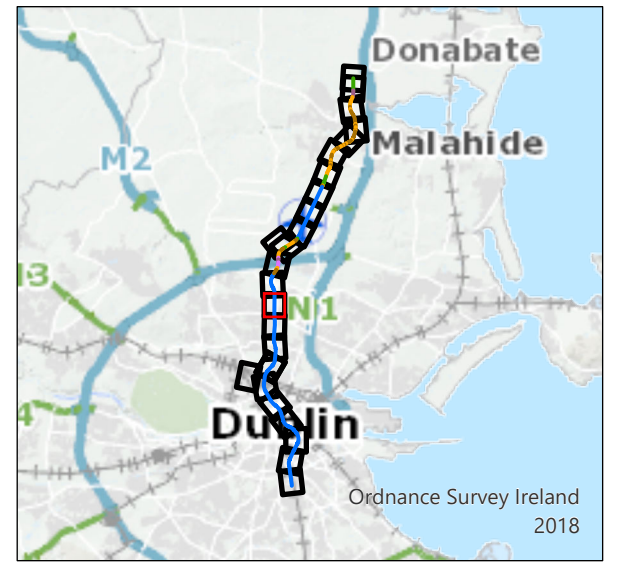
Drawing No. ML1-JAI-EIA-ROUT_XX-DR-Y-05015 Rev P02


This drawing is not to be used in whole or in part other than for the intended purpose and project as defined in this drawing. Refer to the contract for full terms and conditions.

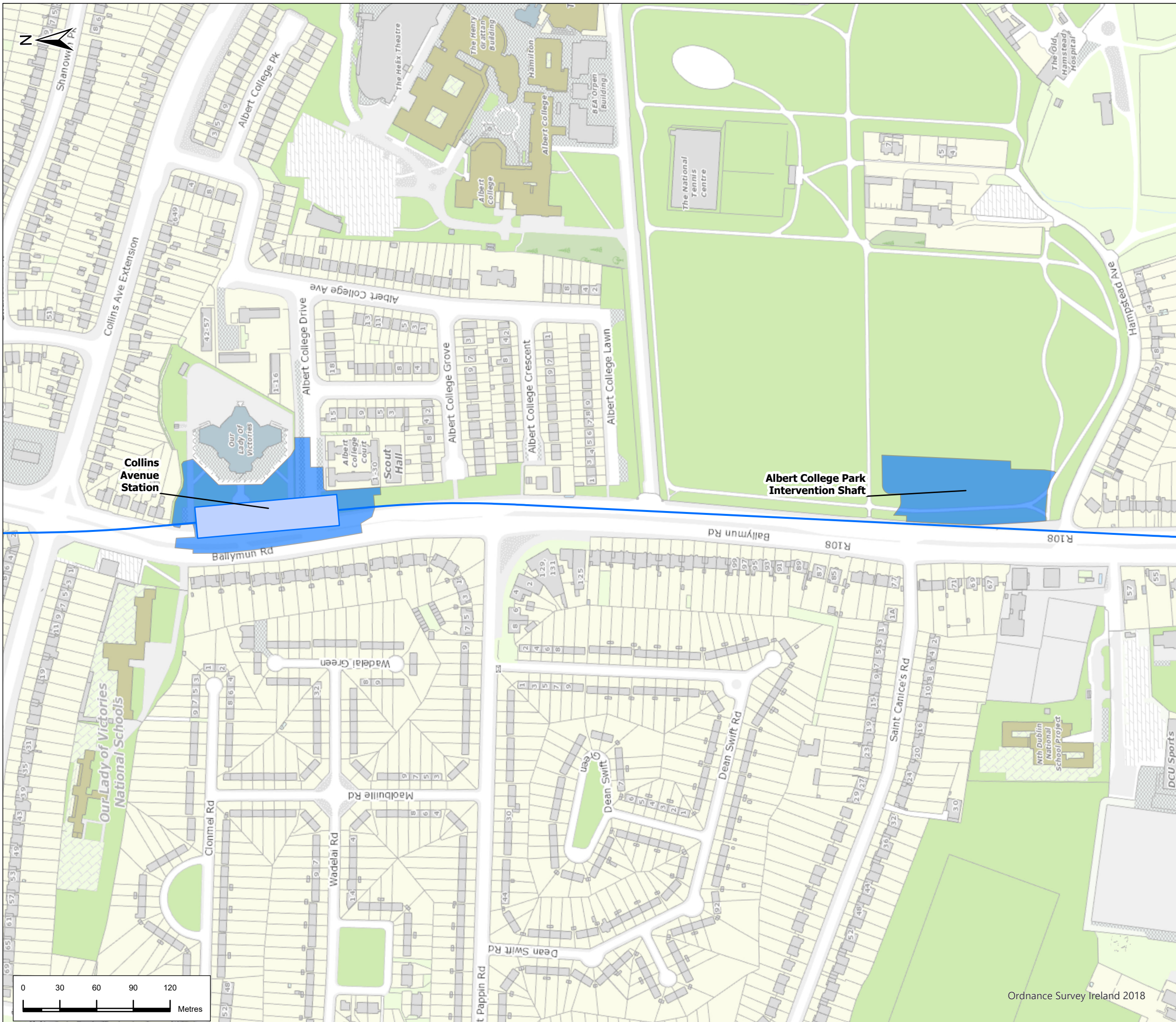


Legend

- Alignment**
-  Tunnel
 -  Station Locations
 -  Main construction compound



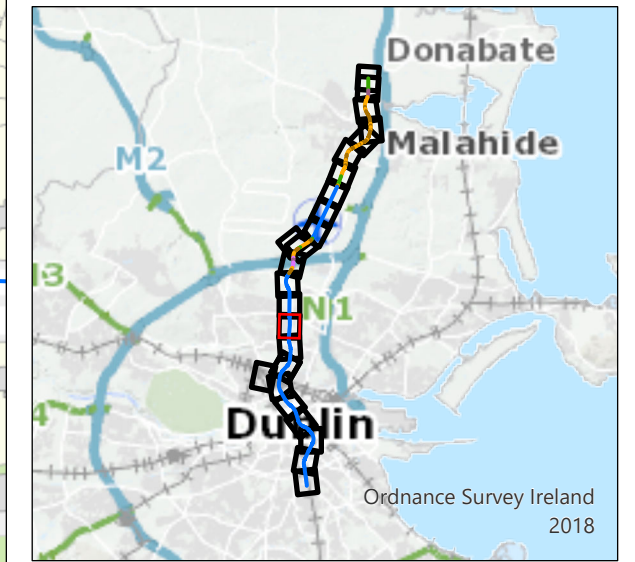
PO2	08/7/22	Final Issue	JL	RH	RH	NC
Rev.	Date	Purpose of revision	Drawn	Check'd	Rev'd	Appr'd
JACOBS IDOM						
Client  Bonnegar Iompair Éireann Transport Infrastructure Ireland						
Project METROLINK						
Drawing Title Figure 5.1 Construction Compounds Sheet 15 of 26						
Drawing Status Final						
Scale @ A3		1:3,000	DO NOT SCALE			
Jacobs No.		32108600				
Client No.						
Drawing No.		ML1-JAI-EIA-ROUT_XX-DR-Y-05016	Rev		P02	
This drawing is not to be used in whole in or part other than for the intended purpose and project as defined on this drawing. Refer to the contract for full terms and conditions.						



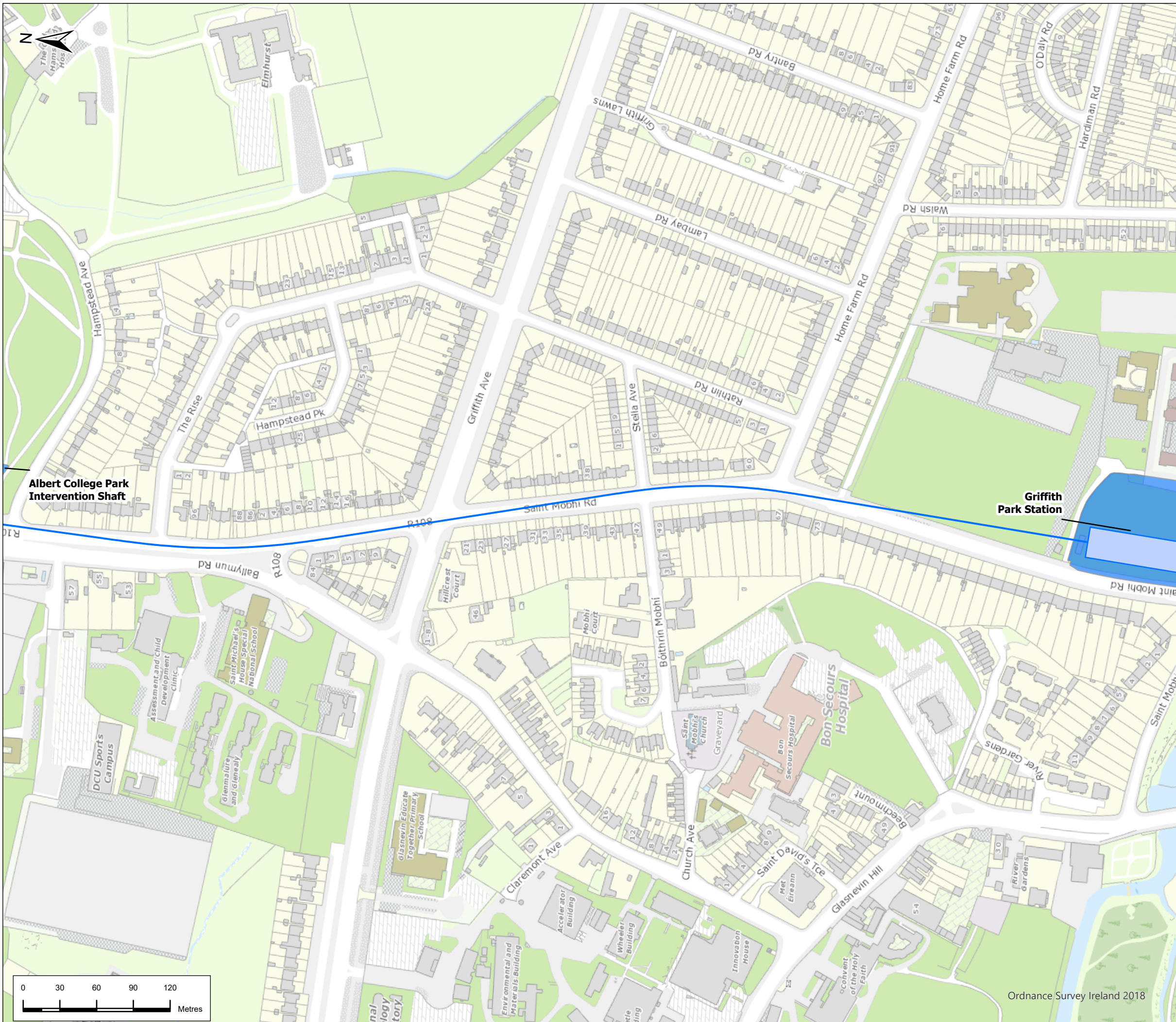
Legend

Alignment

- Tunnel
- Station Locations
- Main construction compound

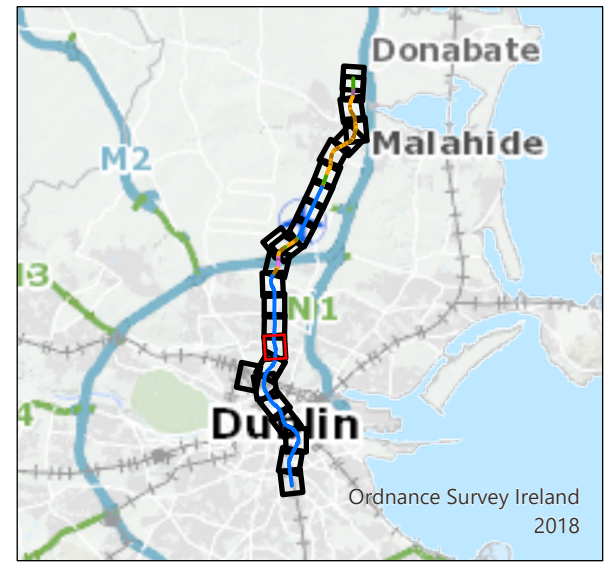


P02	08/7/22	Final Issue	JL	RH	RH	NC
Rev.	Date	Purpose of revision	Drawn	Check'd	Rev'd	Appr'd
Client						
Project						
Drawing Title		Figure 5.1 Construction Compounds Sheet 16 of 26				
Drawing Status		Final				
Scale @ A3	1:3,000	DO NOT SCALE				
Jacobs No.	32108600					
Client No.						
Drawing No.	ML1-JAI-EIA-ROUT_XX-DR-Y-05017					
	Rev P02					



Legend

- Alignment**
- Tunnel
 - Station Locations
 - Main construction compound



P02	08/7/22	Final Issue	JL	RH	RH	NC
Rev.	Date	Purpose of revision	Drawn	Check'd	Rev'd	Appr'd

JACOBS
IDOM

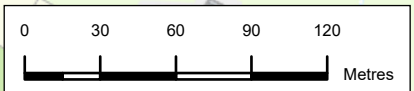
TII
Bonnegar Iompair Éireann
Transport Infrastructure Ireland

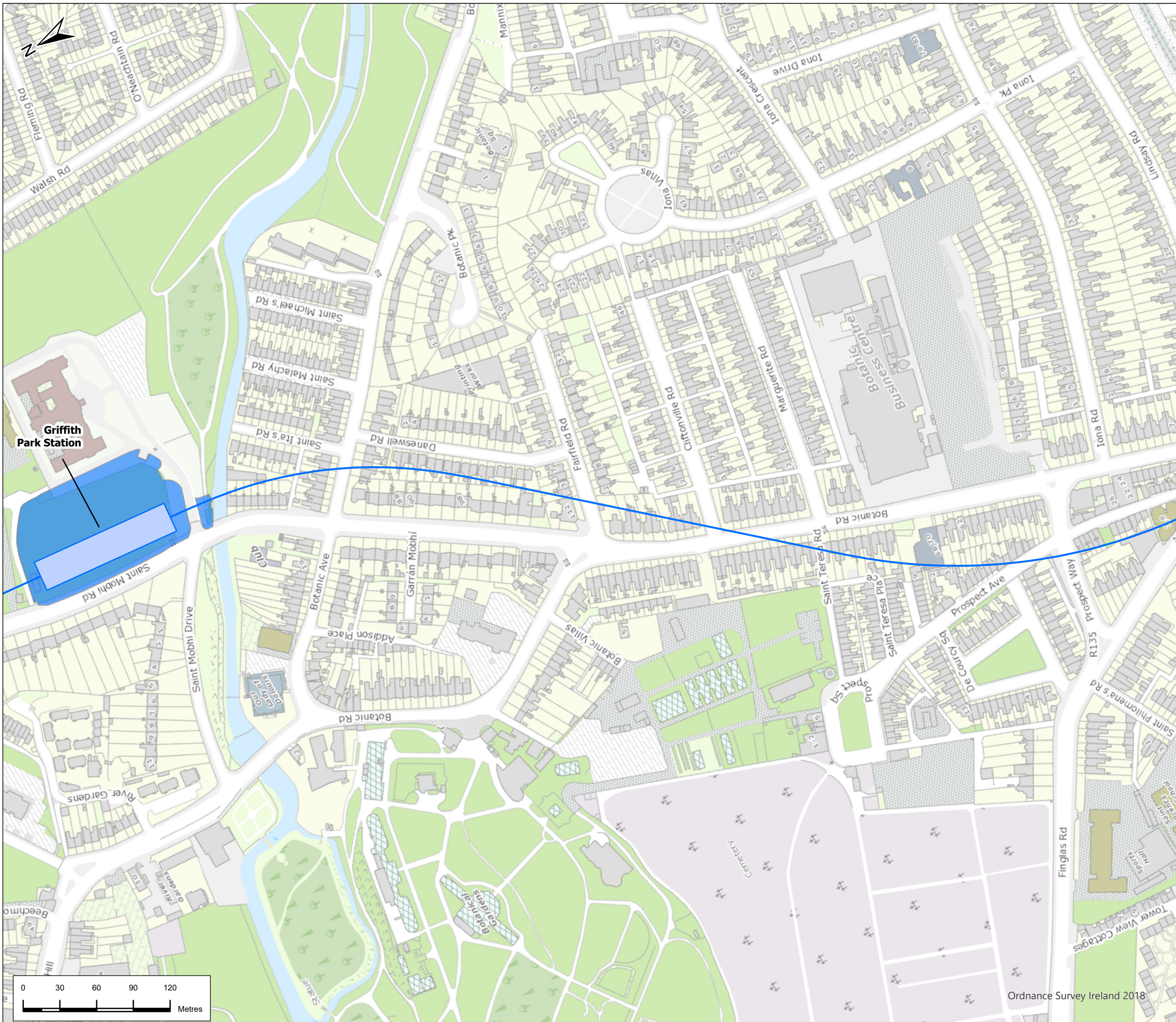
METROLINK

Drawing Title
Figure 5.1 Construction Compounds
Sheet 17 of 26

Drawing Status	Final	
Scale @ A3	1:3,000	DO NOT SCALE
Jacobs No.	32108600	
Client No.		
Drawing No.	ML1-JAI-EIA-ROUT_XX-DR-Y-05018	Rev P02

This drawing is not to be used in whole or in part other than for the intended purpose and project as defined on this drawing. Refer to the contract for full terms and conditions.

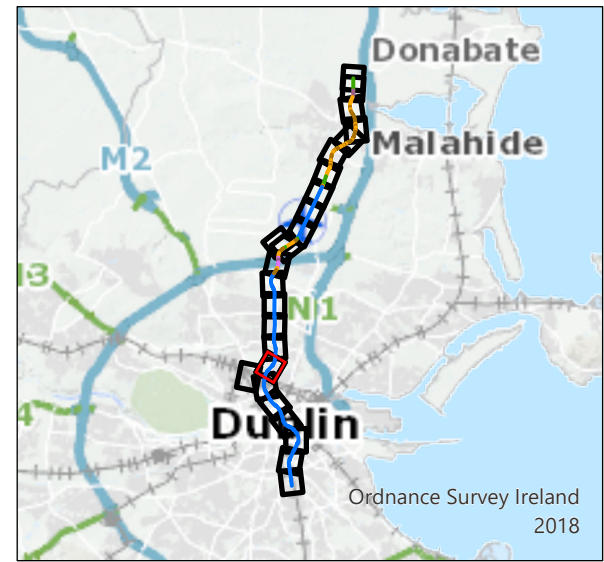




Legend

Alignment

- Tunnel
- Station Locations
- Main construction compound



P02	08/7/22	Final Issue	JL	RH	RH	NC
Rev.	Date	Purpose of revision	Drawn	Check'd	Rev'd	Appr'd



Client



Drawing Title
Figure 5.1 Construction Compounds
 Sheet 18 of 26

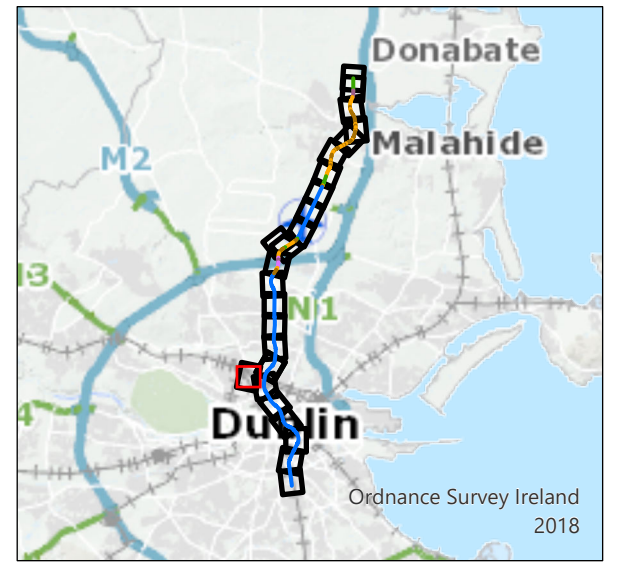
Drawing Status	Final	
Scale @ A3	1:3,000	DO NOT SCALE
Jacobs No.	32108600	
Client No.		
Drawing No.	ML1-JAI-EIA-ROUT_XX-DR-Y-05019	Rev P02

This drawing is not to be used in whole or in part other than for the intended purpose and project as defined on this drawing. Refer to the contract for full terms and conditions.



Legend

Main construction compound



P02	08/7/22	Final Issue	JL	RH	RH	NC
Rev.	Date	Purpose of revision	Drawn	Check'd	Rev'd	Appr'd

JACOBS
IDOM

Client
TII
Bonnegar Iompair Éireann
Transport Infrastructure Ireland

Project
METROLINK

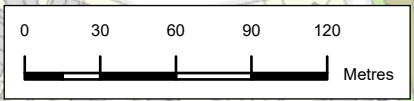
Drawing Title
**Figure 5.1 Construction Compounds
Sheet 19 of 26**

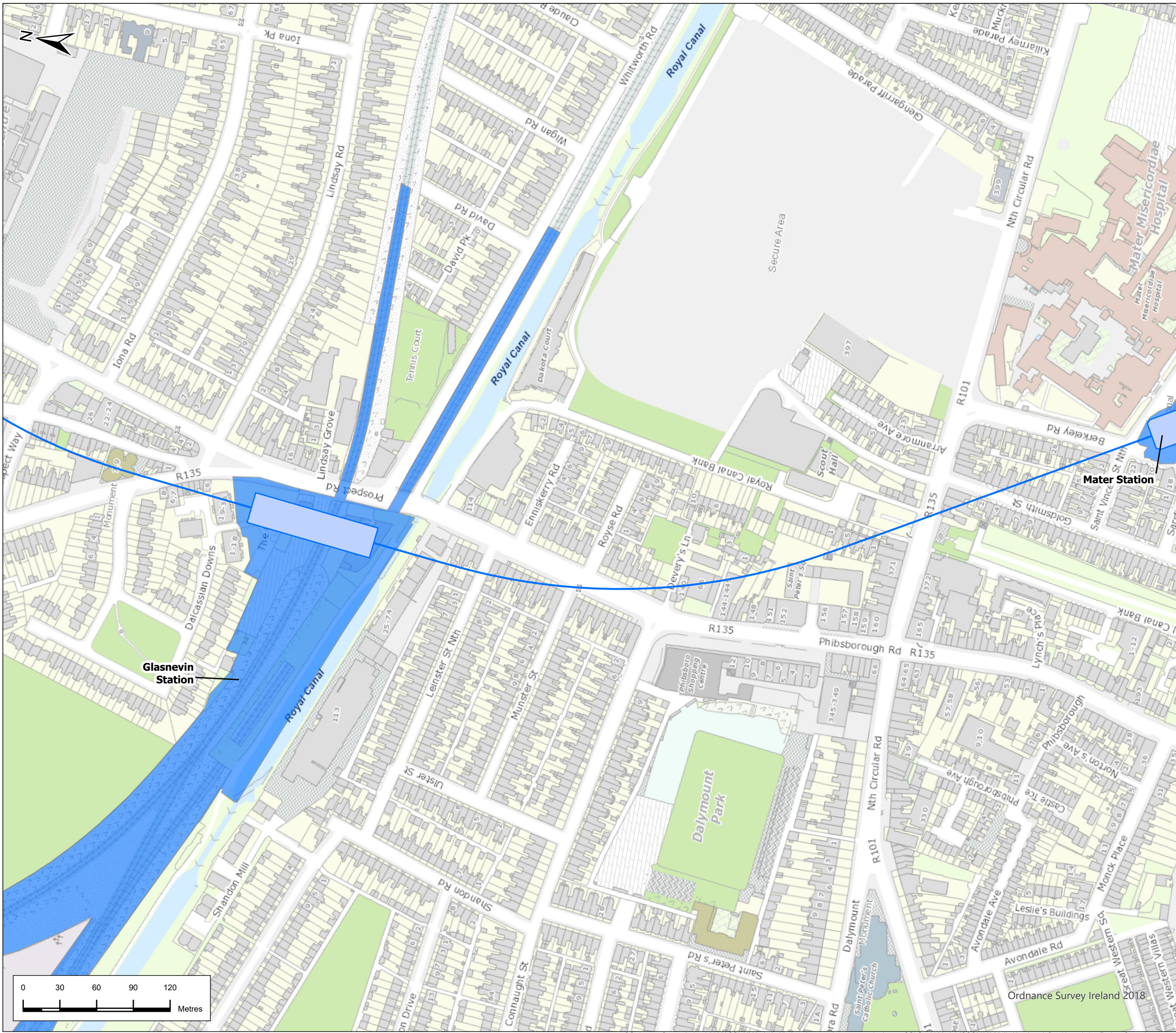
Drawing Status
Final

Scale @ A3
1:3,000
DO NOT SCALE

Jacobs No. 32108600
Client No.
Drawing No. ML1-JAI-EIA-ROUT_XX-DR-Y-05021
Rev P02

This drawing is not to be used in whole or in part other than for the intended purpose and project as defined on this drawing. Refer to the contract for full terms and conditions.

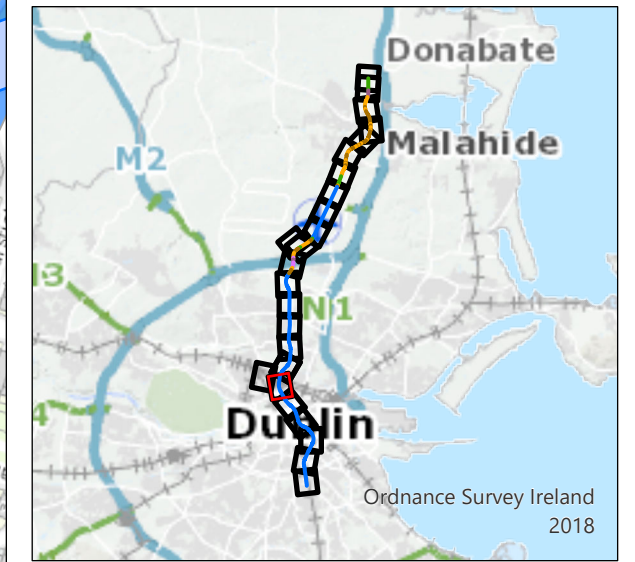




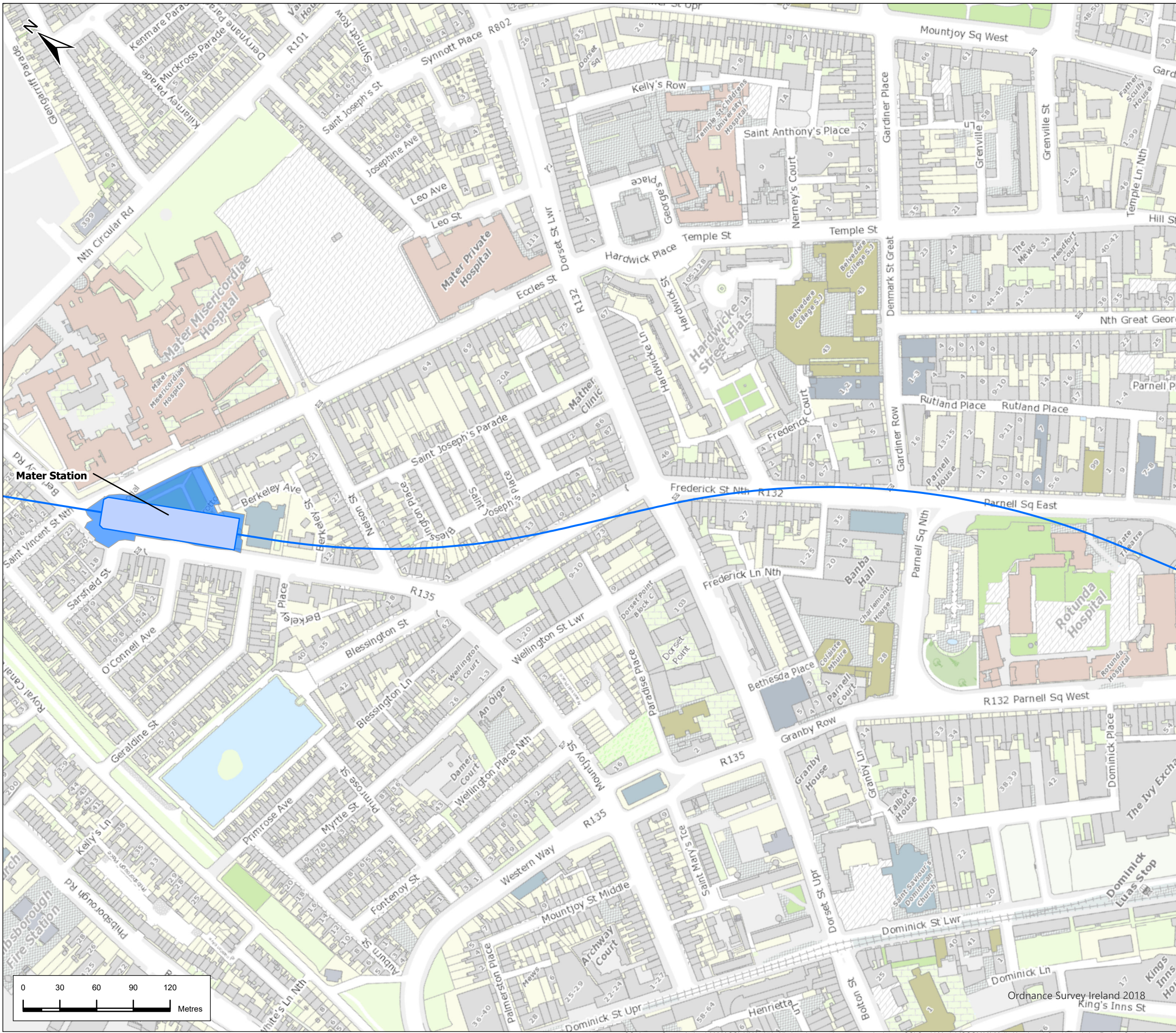
Legend

Alignment

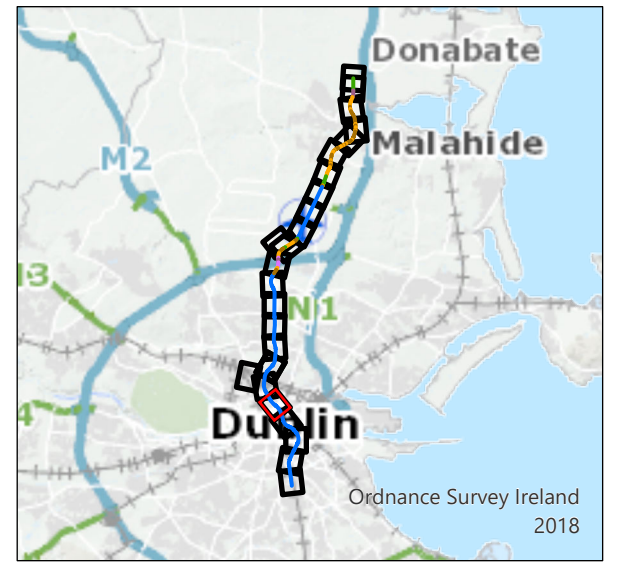
- Tunnel
- Station Locations
- Main construction compound



P02	08/7/22	Final Issue	JL	RH	RH	NC
Rev.	Date	Purpose of revision	Drawn	Check'd	Rev'd	Appr'd
Client						
Project						
Drawing Title		Figure 5.1 Construction Compounds Sheet 20 of 26				
Drawing Status		Final				
Scale @ A3		1:3,000		DO NOT SCALE		
Jacobs No.		32108600				
Client No.						
Drawing No.		ML1-JAI-EIA-ROUT_XX-DR-Y-05022				Rev P02
<small>This drawing is not to be used in whole or in part other than for the intended purpose and project as defined on this drawing. Refer to the contract for full terms and conditions.</small>						



- ### Legend
- Alignment**
- Tunnel
 - Station Locations
 - Main construction compound



P02	08/7/22	Final Issue	JL	RH	RH	NC
Rev.	Date	Purpose of revision	Drawn	Check'd	Rev'd	Appr'd

JACOBS
IDOM

TII
Bonneagar Iompair Éireann
Transport Infrastructure Ireland

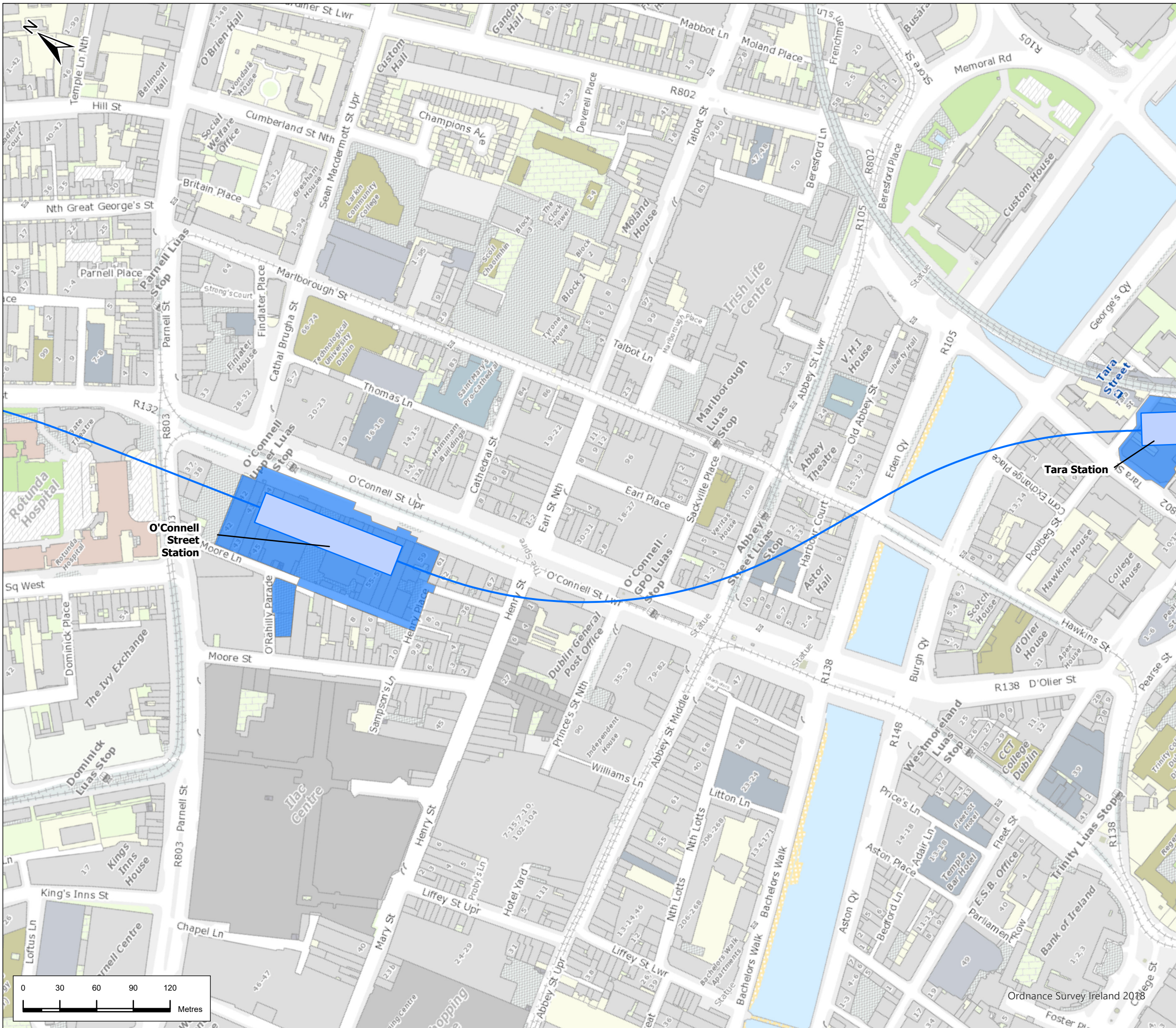
METROLINK

Figure 5.1 Construction Compounds
Sheet 21 of 26

Drawing Status	Final	
Scale @ A3	1:3,000	DO NOT SCALE
Jacobs No.	32108600	
Client No.		

Drawing No.	ML1-JAI-EIA-ROUT_XX-DR-Y-05023	Rev	P02
-------------	--------------------------------	-----	-----

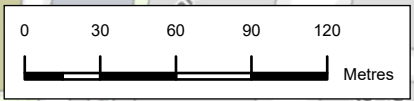
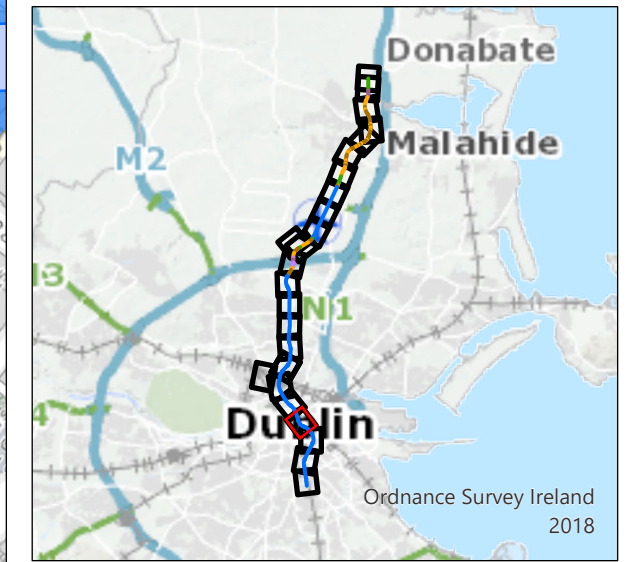
This drawing is not to be used in whole or in part other than for the intended purpose and project as defined on this drawing. Refer to the contract for full terms and conditions.



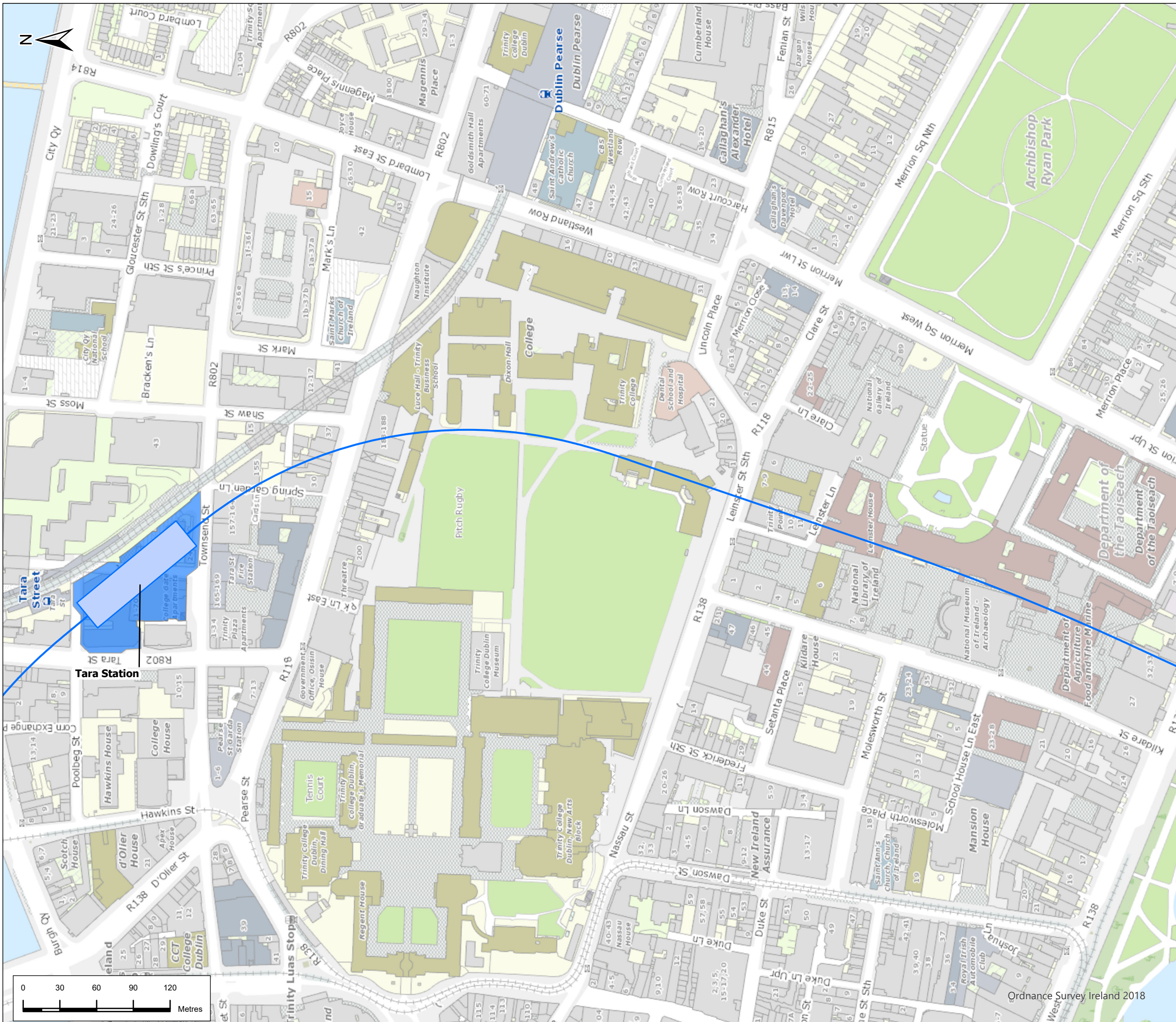
Legend

Alignment

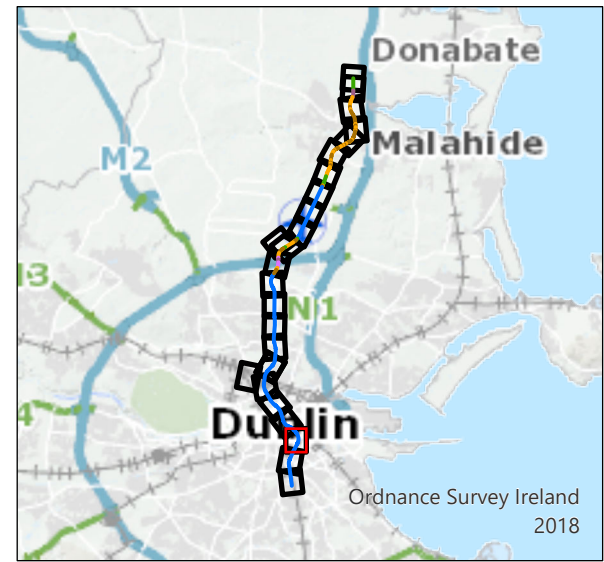
- Tunnel
- Station Locations
- Main construction compound



P02	08/7/22	Final Issue	JL	RH	RH	NC
Rev.	Date	Purpose of revision	Drawn	Check'd	Rev'd	Appr'd
JACOBS IDOM						
Client			TII Bonneagair Iompair Éireann Transport Infrastructure Ireland			
Project			METROLINK			
Drawing Title			Figure 5.1 Construction Compounds Sheet 22 of 26			
Drawing Status			Final			
Scale @ A3		1:3,000	DO NOT SCALE			
Jacobs No.		32108600				
Client No.						
Drawing No.		ML1-JAI-EIA-ROUT_XX-DR-Y-05024	Rev		P02	
This drawing is not to be used in whole or in part other than for the intended purpose and project as defined in this drawing. Refer to the contract for full terms and conditions.						



- ### Legend
- Alignment**
- Tunnel
 - Station Locations
 - Main construction compound



P02	08/7/22	Final Issue	JL	RH	RH	NC
Rev.	Date	Purpose of revision	Drawn	Check'd	Rev'd	Appr'd

**JACOBS
IDOM**

Client

TII
Bonnegar Iompar Eireann
Transport Infrastructure Ireland

Project

METROLINK

Drawing Title

Figure 5.1 Construction Compounds
Sheet 23 of 26

Drawing Status

Final

Scale @ A3

1:3,000

DO NOT SCALE

Jacobs No.

32108600

Client No.

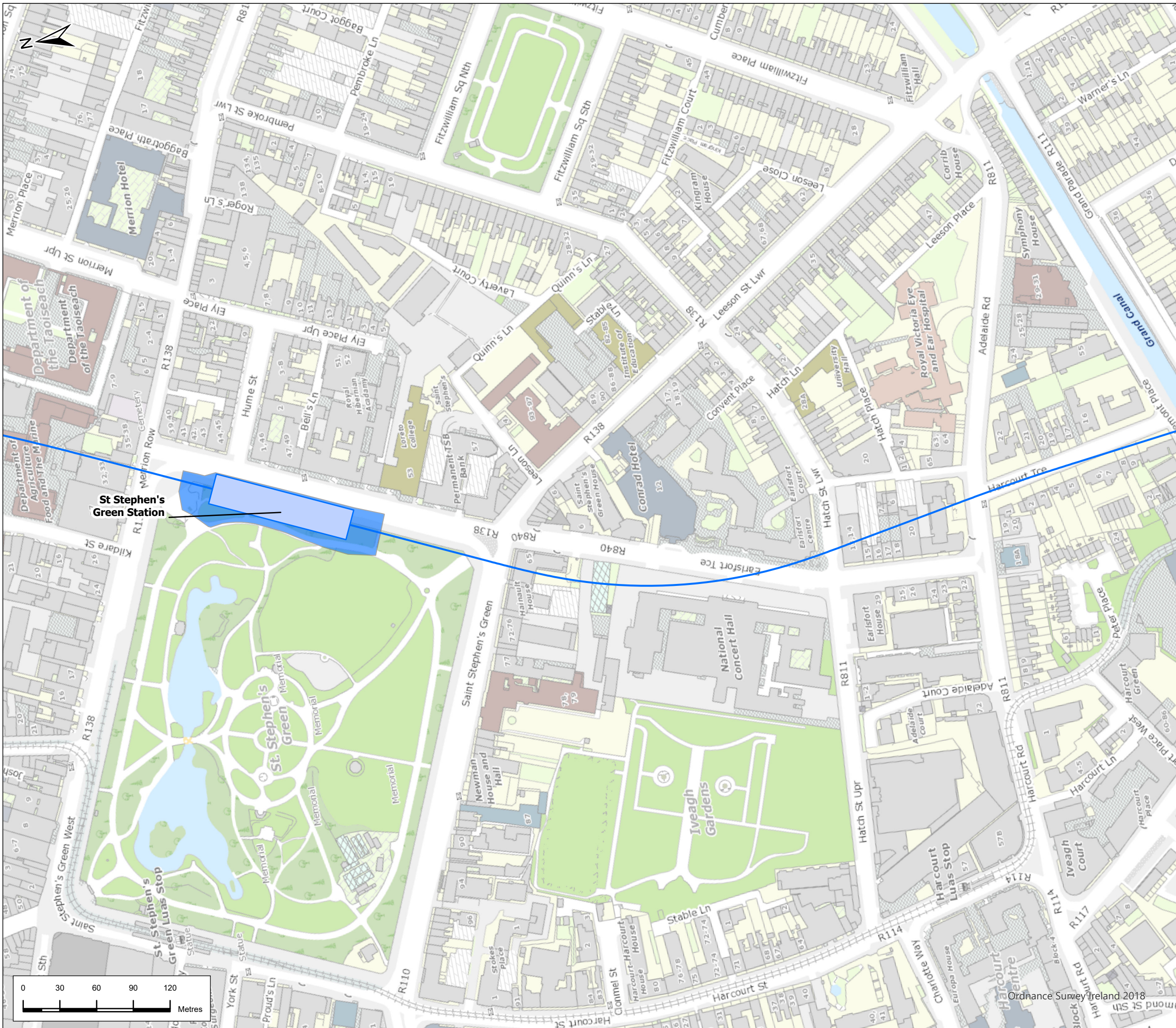
Drawing No.

ML1-JAI-EIA-ROUT_XX-DR-Y-05025

Rev

P02

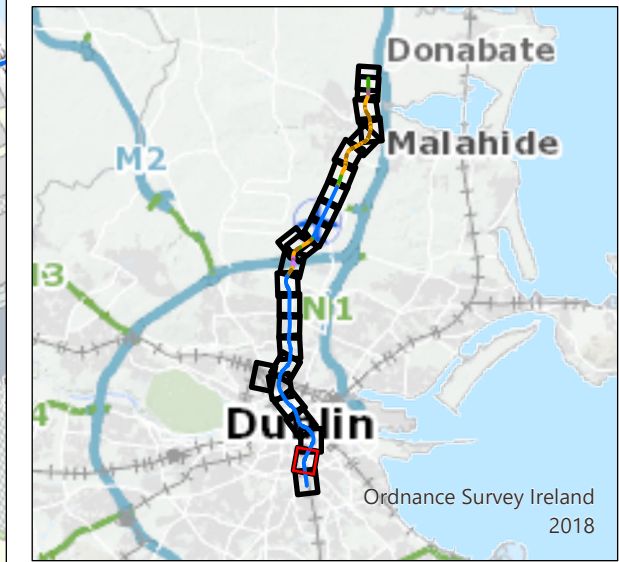
This drawing is not to be used in whole or in part other than for the intended purpose and project as defined in this drawing. Refer to the contract for full terms and conditions.



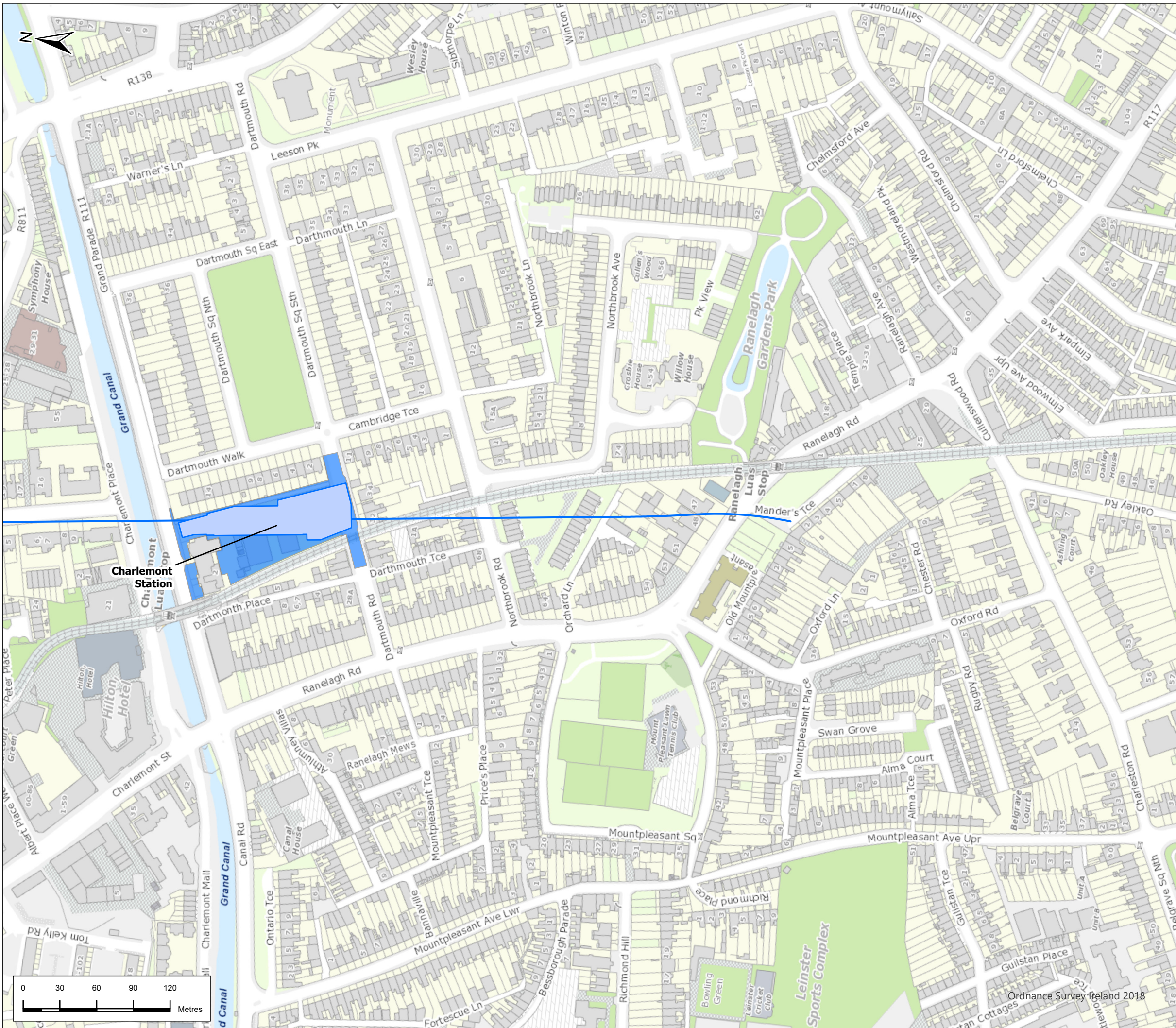
Legend

Alignment

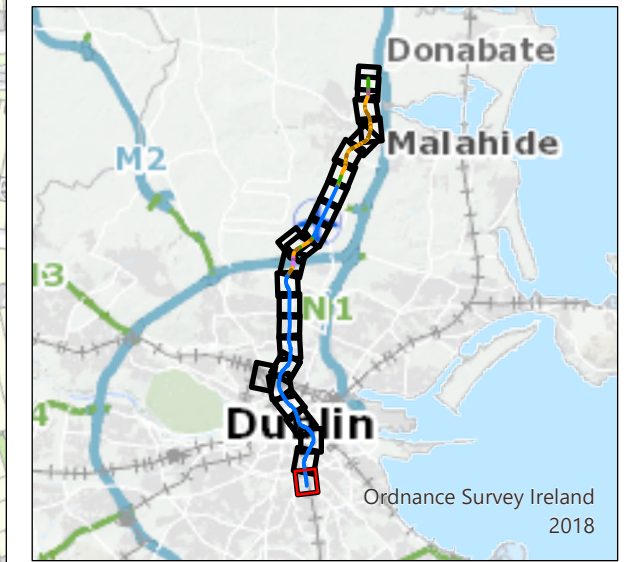
- Tunnel
- Station Locations
- Main construction compound



P02	08/7/22	Final Issue	JL	RH	RH	NC
Rev.	Date	Purpose of revision	Drawn	Check'd	Rev'd	Appr'd
		JACOBS IDOM				
Client		TII Bonnegar Iompair Éireann Transport Infrastructure Ireland				
Project		METROLINK				
Drawing Title		Figure 5.1 Construction Compounds Sheet 24 of 26				
Drawing Status		Final				
Scale @ A3		1:3,000		DO NOT SCALE		
Jacobs No.		32108600				
Client No.						
Drawing No.		ML1-JAI-EIA-ROUT_XX-DR-Y-05026				Rev P02
This drawing is not to be used in whole or in part other than for the intended purpose and project as defined on this drawing. Refer to the contract for full terms and conditions.						



- ### Legend
- Alignment**
- Tunnel
 - Station Locations
 - Main construction compound



P02	08/7/22	Final Issue	JL	RH	RH	NC
Rev.	Date	Purpose of revision	Drawn	Check'd	Rev'd	Appr'd

JACOBS
IDOM

Client
TII
Bonnegar Iompair Éireann
Transport Infrastructure Ireland

Project
METROLINK

Drawing Title
**Figure 5.1 Construction Compounds
Sheet 25 of 26**

Drawing Status	Final	
Scale @ A3	1:3,000	DO NOT SCALE
Jacobs No.	32108600	
Client No.		

Drawing No.	ML1-JAI-EIA-ROUT_XX-DR-Y-05027	Rev P02
-------------	--------------------------------	-------------------

This drawing is not to be used in whole or in part other than for the intended purpose and project as defined on this drawing. Refer to the contract for full terms and conditions.